

Profil Katalođu 2020  
Profile Catalogue



**ALCAS**<sup>®</sup>  
ALUMINIUM PROFILE SYSTEMS

# YALITIMSIZ KAPI&PENCERE

## Unisolated Windows and Door

*World's new profile systems*





Factory / Üretim Tesisi / Çorlu - TEKİRDAĞ



1. Press Line / 2750 US Ton 1. Pres Hattı



2. Press Line / 1800 US Ton 2. Pres Hattı



3. Press Line / 1540 US Ton 3. Pres Hattı



**ALCAS®** Çorlu - Tekirdağ'da 42.000 m2 arazi üzerinde alüminyum üretimi için özel olarak inşa edilmiş 36.000 m2 kapalı alana sahip tesise sahip olup, uzman 270 personel görev almaktadır. Tesisimizde 2.750 Ton 1800 Ton ve 1540 Ton olarak 3 ekstrüzyon presi bulunmaktadır. Yıllık üretim kapasitemiz 22.000 TON olup DU 10 mm'den DU 310 mm'e kadar her türlü profil üretimi yapılabilmektedir. Yüzey işlemsiz pres profilleri 13.6 m.'ye kadar termikleme, paketleme ve sevki etme imkanı mevcuttur.

Eloksal tesisimiz yıllık 11.000 ton profile eloksal yapma kapasitesine sahiptir. Eloksal banyolarımızın boyu 8 m olup net 7.60 cm. uzunluğa kadar olan profiller eloksal yapılabilmektedir. Tesisimizde standart 12 mikron kaplamanın yanı sıra isteğe bağlı özel olarak 5 mikrondan 30 mikrona kadar eloksal işlemi yapılabilmektedir. Türkiye'nin en ileri teknolojisine sahip eloksal tesisimizde polisajlı parlak profiller, satineli mat profiller ile gümüş, sarı, bronz, siyah renkli eloksalları aynı anda yapmak mümkün olmaktadır. Elektrostatik boya hattımız 36 m fırın uzunluğuna ve çift boya kabineye sahip olup yıllık 7.000 ton alüminyum profilin 180 çeşit RAL renklerinin boyanabildiği hattımızda 7.80 cm. uzunluğa kadar profiller boyanabilmektedir.

Alüminyum profil sistemlerimizin tüm kalıpları fabrikamız bünyesindeki kalıphanemizde gelişmiş CNC makinelerle ve ekipmanlarla donatılmış olup yıllık kalıp üretim kapasitemiz 1.400 adettir.

Firmamızın kendi AR-GE departmanında geliştirmekte olduğu sistemlerin kalıpları, büyük bir hassasiyetle üretilmekte çeşitli test aşamalarından sonra profil üretimine girilmektedir.

Kesme, delme, bükme, çapak alma, barkodlama gibi işlemlerin yapılabildiği gelişmiş makina parkına sahip konfeksiyon hattımızda, müşterilerimizin talep ettiği her türlü profil işleme işleri yapılmakta ve isteğe uygun olarak paketlenmektedir. İmalatımız da 6063,6060 ,6061,6005, 6082 alaşımı hammaddeden F18 den F31 e kadar çeşitli sertlikte ,su soğutmalı üretim yapabilmekteyiz. Ürettiğimiz tüm ürünler DIN 12020, 12021, 12022 normlarına uygundur.

Alüminyum giydirme cephe, kapı, pencere sektöründe uzman olan firmamızın tesisimizdeki üretimini %65'i kapı, pencere, cephe profilleri gibi mimari ürünlerden oluşmaktadır. Mimari ve mühendislerden oluşan 12 kişilik teknik ekibimiz yeni sistemler üretmekte, varolan sistemleri de geliştirmektedir. Tüm sistemlerimiz çeşitli deneyler ve testlerden geçirilmekte sorunsuz ürünü size ulaştırmayı hedefleyen ARGE departmanımız sizlerden gelecek her türlü talebi hızla yerine getirmeye hazırdır. Üretimimizin %67'ini başta Amerika ve Avrupa ülkeleri olmak üzere 28 ülkeye ihraç eden firmamızın yurt içinde de 300'ü aşkın bayii ve kurumsal müşteriye hizmet vermektedir. Şirketimiz birçok ülkede bulunan bağılantı ve ofislerimiz vasıtasıyla hızlı, yerel ve güvenilir hizmet sunmaktadır.

TSE, GOST, GOST-R, CE, CPTP, ISO 9001:2008, QUALONAT, QUALICOAT, IFT ROSENHEIM, ISO 18001, ISO 14001, IATF 16949, EN 15088 gibi bir çok kalite ve standartlar belgesine sahip fabrikamızın yüksek kapasitesi, profil serilerindeki geniş yelpaze ve üretim tecrübesi ile sizlere en iyi profil ve profil sistemlerini sunmaya hazırdır.

**ALCAS®** ALUMINIUM PROFILE SYSTEMS 270 qualified personnel is working in the factory which is specially built and landed on a total area of 42.000 m2 and a closed area of 36.000 m2 in Corlu Tekirdag. We have two extrusion presses in the factory, 2.750 UST 1800 UST and 2540 UST. The annual production capacity is 22.000 tons and all kind of profiles which have width of 10 mm to 310 mm can be produced. Max. Mill Finish surface aged to T6 profile length is 13.6 meters.

Our anodic oxidation plant has got the capacity of making 11.000 tons of profile anodic oxidation annually. The length of our anodic oxidation baths is 8 meters and there the profiles till the length of 7.60 cm net can be made anodic oxidation. In our plant besides the standard 12 micron of coating, the anodic oxidation process from 5 micron to 30 micron depending on the request can be made peculiarly. It is possible to make polished luminous profiles, satin opaqued profiles and silver, yellow, bronze, black colored anodic oxidations at the same time in our anodic oxidation plant having the latest technology of Turkey. Our electrostatic paint line has got an oven length of 3x6 meters and double paint cabins and the profiles until the length of 7.80 cm can be painted in our line in which 180 kinds of RAL colors of 7.000 tons of aluminum profiles can be painted.

All the moulds of our aluminum profile systems are made with the developed CNC machine tools and equipments in our molding room present within the constitution of our factory and our annual capacity of mould production is 1.400 pieces. The molds of the systems which are developed in its own Research & Development department of our firm are produced with great precision and the profile production is started following various test stages. All kinds of profile processing works requested by our

customers are made in our confection line having the developed machinery line where the processes such as cutting, boring, bending, burr removing, bar coding can be made and are packed in conformity with the demand.

We can make water cooled production in various hardness in our production from 18 to 31 of the 6063, 6060, 6061, 6005, 6082 alloyed raw materials. All the products that we produce are in conformity with the norms of DIN 12020, 12021, 12022.55% of the production in our plant of our firm that is experienced in the aluminum curtain wall, door, window sectors consist of the architectural products such as doors, windows, face wall profiles. Our technical team of 12 persons consisted of Architectures and Engineers produce new systems and change the currently existing systems. All of our systems are being passed through various experiments and tests and our Development & Search department which aims to reach the products without any problem to you, is ready to perform any kind of demand to be received from you rapidly. Our company which exports 70% of its production to 28 countries to the European countries and USA at the first hand also has been giving service to vendors and corporate customers exceeding 300 inside the country. Our company, through our offices in many countries, and the connection fast, local and reliable service provides.

Our factory, which has got a lot of certificates of quality and standards like TSE, GOST, GOST-R, CE, CPTP, ISO, QUALONAT, QUALICOAT, IFT ROSENHEIM, ISO 18001, ISO 14001, IATF 16949, EN 15088 is ready to submit you the best profiles and profile systems along with its high capacity, its wide range at the profile series and the production experience.

Shipping and Packaging / Sevkiyat ve Paketleme



Shipping and Packaging / Sevkiyat ve Paketleme



Die Shop / Kalıphane



Mechanical Processes / Mekanik İşlemler



Electrostatic Paint Line / Elektrostatik Boya Hattı




Anodizing Line / Eloksal Hattı



Die Archive / Kalıp Arşivi




Wood Coating Unit / Ahşap Kaplama Ünitesi



Mechanical Processes / Mekanik İşlemler



Project Name / Proje Adı : Nastaran Plaza  
System / Sistem : AW50  
City / Şehir : Tahran



# AW50

Alcas 50 mm Window-Door System  
Alcas 50 mm Kapı-Pencere Sistemi



**ALCAS'** AW50 ısı yalıtımsız serimiz, iç mekânlarda ve yalıtım gerekmeyen mekânlarda kullanılan, estetik yönü yüksek bir seridir.

AW50 serisinin tüm conta ile diğer aksesuarları, adaptör köşe takozu profilleri **ALCAS'**in diğer tüm doğrama serileriyle uyumlu olarak dizayn edilmiş olup ortak kullanılmaktadır.

AW50 serisi 1,5 mm ve 2 mm olarak iki ayrı kalınlıkta üretilmektedir. İsteğe göre tek cam veya ısıcam ile kullanılmaktadır.

**ALCAS'** AW50 non-insulated series is an aesthetic series to be used at interior and non-insulation-requiring spaces.

Gasket, adapter corner profiles and all accessories of AW50 has been designed and manufactured to be in comply with all Alcas profile series.

AW50 series are being produced with two different Thicknesses; 1,5 mm and 2 mm. Can be used with insulating glass or single glass.

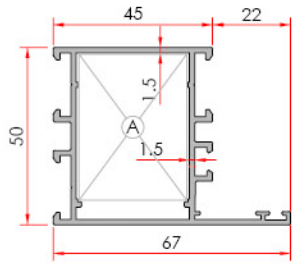
## Descriptions / Tanımlamalar

		Profile type description	Profil tip tanımlamaları
<b>A</b> Brand <b>ALCAS'</b>	Marka <b>ALCAS'</b>	<b>F</b> Frame	Kasa
<b>W</b> System Type Window	Sistem Tipi Pencere	<b>M</b> Meeting Rail	Orta Kayıt
<b>50</b> Series Length	Seri Genişliği	<b>V</b> Vent	Kanat
<b>F</b> Profile Type	Profil Tipi	<b>A</b> Adapter	Adaptör
<b>01</b> Group Location	Gruptaki Yeri	<b>C</b> Cover	Kapak
		<b>K</b> Basalt	Tekmelik
		<b>G</b> Glazing Bead	Cam Çıtası

## Symbols / Semboller

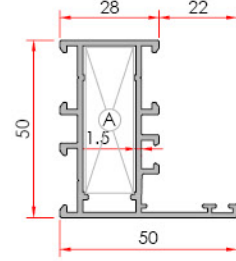
	Corner block assembly with 45° cutting process 45° kesim işlemi köşe takozu ile birleştirme
	Milling process of merging with the vertical connection Kertme işlemi dik bağlantı ile birleştirme
	Cross-sectional aspect of strength Mukavemet kesit yönü

**ALCAS**



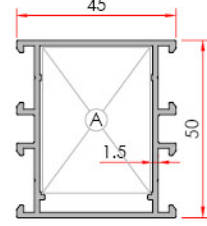
**Wide Frame**  
Geniş Kasa

System Code	Profile No	Weight kg/m
AW50 F 1501	1301	1.121
Jxx cm <sup>4</sup>	10.6	Jyy cm <sup>4</sup> 16.6
	A	AKB-1329-41.6



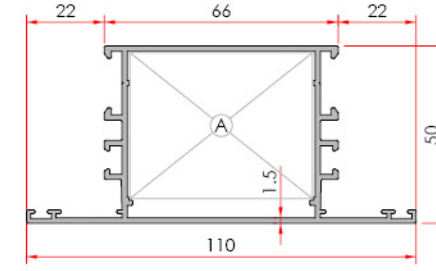
**Narrow Frame**  
Dar Kasa

System Code	Profile No	Weight kg/m
AW50 F 1502	1302	0.973
Jxx cm <sup>4</sup>	11.4	Jyy cm <sup>4</sup> 4.3
	A	AKB-1328-41.6



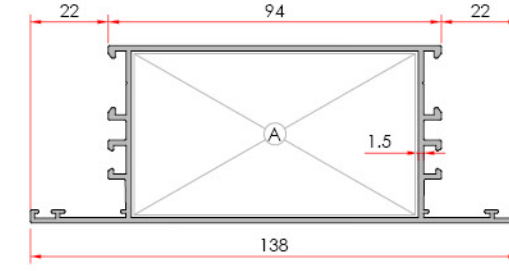
**Frame**  
Kasa

System Code	Profile No	Weight kg/m
AW50 F 1503	1300	0.976
Jxx cm <sup>4</sup>	11.6	Jyy cm <sup>4</sup> 8.9
	A	AKB-1329-41.6
	A	AOB-1323-28.6
	A	AOB-1324-30.8



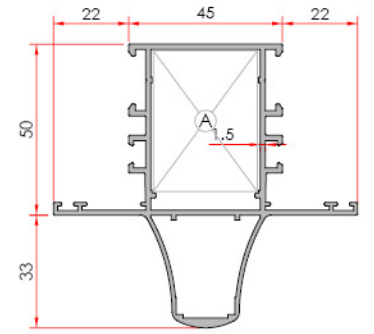
**Meeting Rail**  
Geniş Orta Kayıt

System Code	Profile No	Weight kg/m
AW50 M 1503	1303	1.391
Jxx cm <sup>4</sup>	19.1	Jyy cm <sup>4</sup> 41.8
	A	AKB-1330-41.6
	A	AOB-1323-49.6
	A	AOB-1324-51.8



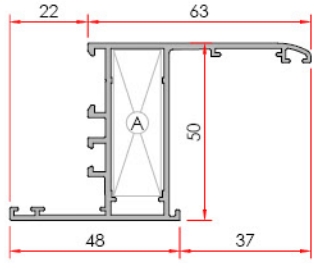
**Base Meeting Rail**  
Baza Orta Kayıt

System Code	Profile No	Weight kg/m
AW50 M 1504	1311	1.607
Jxx cm <sup>4</sup>	24.0	Jyy cm <sup>4</sup> 87.9
	A	AOB-1323-80.5
	A	AOB-1324-80.5



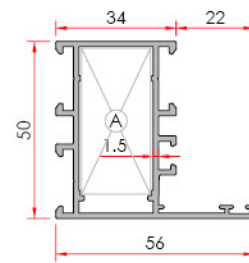
**Reinforced Meeting Rail**  
Takviyeli Orta Kayıt

System Code	Profile No	Weight kg/m
AW50 M 1505	1372	1.565
Jxx cm <sup>4</sup>	20.8	Jyy cm <sup>4</sup> 32.3
	A	AOB-1323-28.6
	A	AOB-1324-30.8



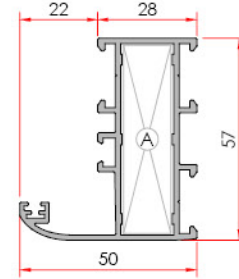
**Sill Frame**  
Pervaz Kasa

System Code	Profile No	Weight kg/m
AW50 F 1504	1786	1.046
Jxx cm <sup>4</sup>	21.0	Jyy cm <sup>4</sup> 5.7
	A	AKB-1328-41.6



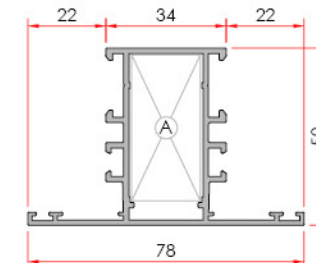
**Frame**  
Kasa

System Code	Profile No	Weight kg/m
AW50 F 1505	1788	0.989
Jxx cm <sup>4</sup>	12.8	Jyy cm <sup>4</sup> 6.3
	A	AKB-1730-41.6



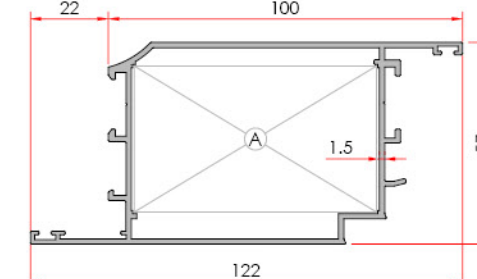
**Narrow Frame**  
Dar Kasa

System Code	Profile No	Weight kg/m
AWR57 F 1501	1900	1.046
Jxx cm <sup>4</sup>	15.8	Jyy cm <sup>4</sup> 5.6
	A	AKB-1328-52.6



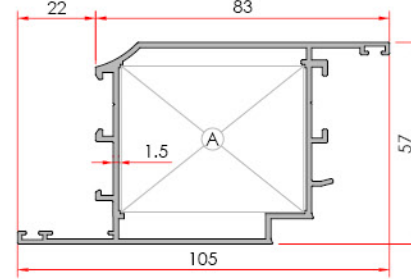
**Meeting Rail**  
Orta Kayıt

System Code	Profile No	Weight kg/m
AW50 M 1506	1787	1.122
Jxx cm <sup>4</sup>	13.2	Jyy cm <sup>4</sup> 11.7
	A	AKB-1730-41.6
	A	AOB-1323-17.6
	A	AOB-1324-19.8



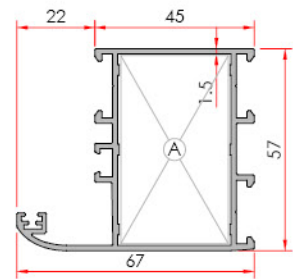
**Door Vent**  
Geniş Kapı Kanatı

System Code	Profile No	Weight kg/m
AW50 V 1501	1306	1.497
Jxx cm <sup>4</sup>	23.6	Jyy cm <sup>4</sup> 67.3
	A	AKB-1327-41.6



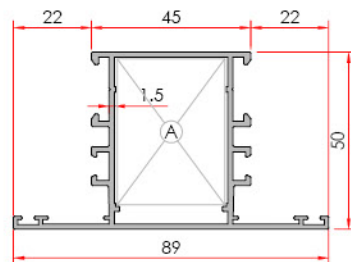
**Door Vent**  
Kapı Kanatı

System Code	Profile No	Weight kg/m
AW50 V 1502	1307	1.355
Jxx cm <sup>4</sup>	18.5	Jyy cm <sup>4</sup> 44.4
	A	AKB-1330-41.6



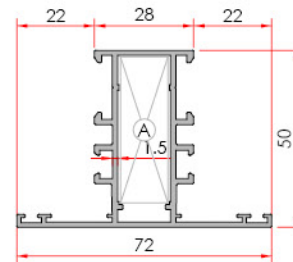
**Frame**  
Kasa

System Code	Profile No	Weight kg/m
AWR57 F 1502	1901	1.188
Jxx cm <sup>4</sup>	13.3	Jyy cm <sup>4</sup> 21.9
	A	AKB-1329-52.6



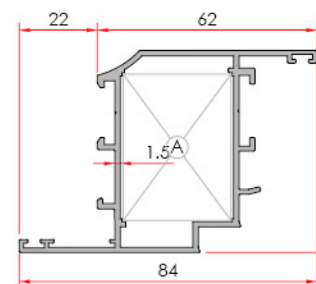
**Meeting Rail**  
Orta Kayıt

System Code	Profile No	Weight kg/m
AW50 M 1501	1304	1.213
Jxx cm <sup>4</sup>	15.2	Jyy cm <sup>4</sup> 19.5
	A	AKB-1329-41.6
	A	AOB-1323-28.6
	A	AOB-1324-30.8



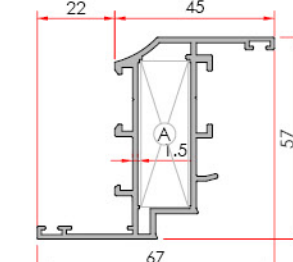
**Narrow Meeting Rail**  
Dar Orta Kayıt

System Code	Profile No	Weight kg/m
AW50 M 1502	1305	1.071
Jxx cm <sup>4</sup>	12.0	Jyy cm <sup>4</sup> 8.5
	A	AKB-1328-41.6
	A	AOB-1323-11.6
	A	AOB-1324-13.8



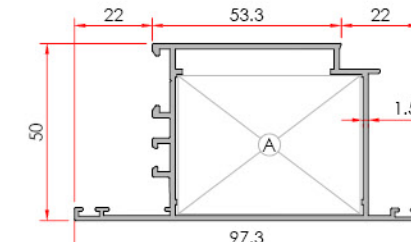
**Vent**  
Kanat

System Code	Profile No	Weight kg/m
AW50 1503	1308	1.179
Jxx cm <sup>4</sup>	10.0	Jyy cm <sup>4</sup> 26.7
	A	AKB-1329-41.6



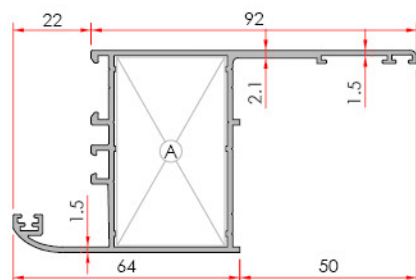
**Narrow Vent**  
Dar Kanat

System Code	Profile No	Weight kg/m
AW50 V 1504	1309	1.030
Jxx cm <sup>4</sup>	18.6	Jyy cm <sup>4</sup> 4.0
	A	AKB-1328-41.6



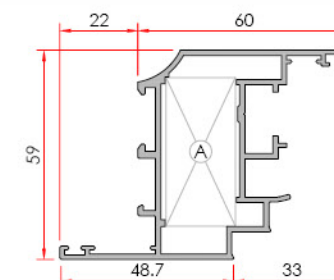
**Outward Opening Vent**  
Dışa Açılır Kanat

System Code	Profile No	Weight kg/m
AW50 V 1505	1310	1.220
Jxx cm <sup>4</sup>	17.0	Jyy cm <sup>4</sup> 30.9
	A	AKB-1330-38.6



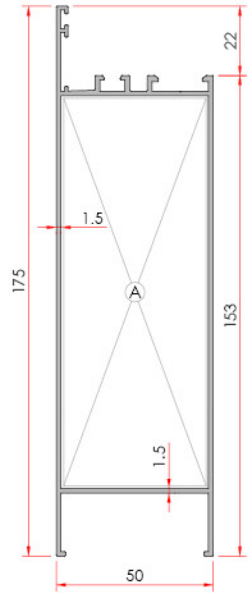
**Sill Frame**  
Pervaz Kasa

System Code	Profile No	Weight kg/m
AWR57 F 1503	1916	1.360
Jxx cm <sup>4</sup>	13.3	Jyy cm <sup>4</sup> 48.2
	A	AKB-1329-52.6



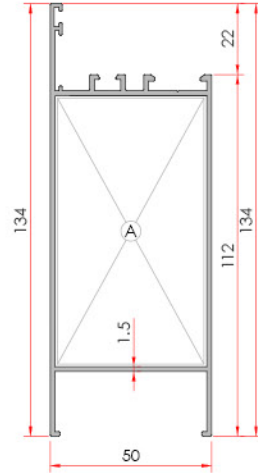
**Narrow Vent**  
Dar Kanat

System Code	Profile No	Weight kg/m
AW50 V 1506	1973	1.292
Jxx cm <sup>4</sup>	27.1	Jyy cm <sup>4</sup> 9.1
	A	AKB-1730-41.6



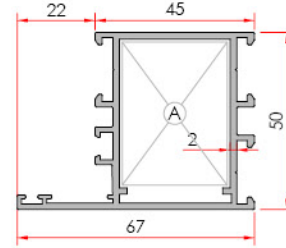
**Wide Door Sill Profile**  
Geniş Etek Profili

System Code	Profile No	Weight kg/m
AW50 K 1502	1389	1.898
Jxx cm <sup>2</sup>	Jyy cm <sup>2</sup>	194
A	AOB-1323-124.6	
A	AOB-1324-124.6	



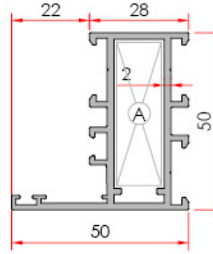
**Door Sill Profile**  
Etek Profili

System Code	Profile No	Weight kg/m
AW50 K 1501	1312	1.555
Jxx cm <sup>2</sup>	Jyy cm <sup>2</sup>	87.4
A	AOB-1323-82.8	
A	AOB-1324-82.8	



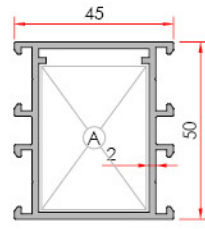
**Wide Frame**  
Geniş Kasa

System Code	Profile No	Weight kg/m
AW50 F 2001	1700	1.277
Jxx cm <sup>2</sup>	Jyy cm <sup>2</sup>	19.3
A	AKB-1329-41.6	



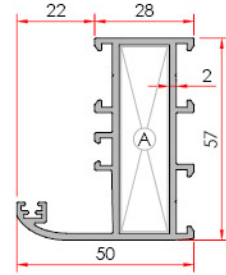
**Narrow Vent**  
Dar Kasa

System Code	Profile No	Weight kg/m
AW50 F 2002	1701	1.133
Jxx cm <sup>2</sup>	Jyy cm <sup>2</sup>	4.8
A	AKB-1328-41.6	



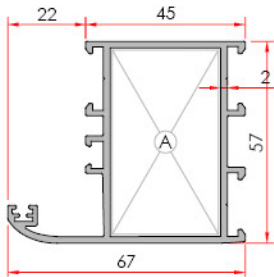
**Frame**  
Kasa

System Code	Profile No	Weight kg/m
AW50 F 2003	1709	1.121
Jxx cm <sup>2</sup>	Jyy cm <sup>2</sup>	10.0
A	AKB-1329-41.6	
A	AOB-1323-26.6	
A	AOB-1324-30.8	



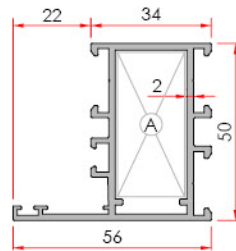
**Narrow Vent**  
Dar Kasa

System Code	Profile No	Weight kg/m
AWR57 F 2001	1906	1.203
Jxx cm <sup>2</sup>	Jyy cm <sup>2</sup>	6.1
A	AKB-1328-52.6	



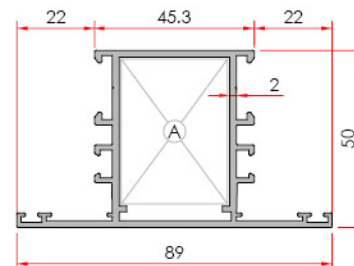
**Frame**  
Kasa

System Code	Profile No	Weight kg/m
AWR57 F 2002	1907	1.383
Jxx cm <sup>2</sup>	Jyy cm <sup>2</sup>	25.2
A	AKB-1329-52.6	



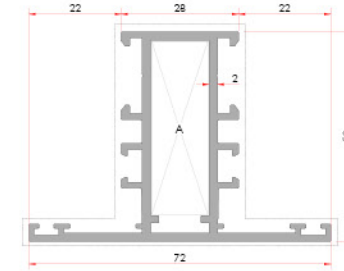
**Wide Frame**  
Geniş Kasa

System Code	Profile No	Weight kg/m
AW50 F 2004	1790	1.100
Jxx cm <sup>2</sup>	Jyy cm <sup>2</sup>	4.8
A	AKB-1328-41.6	



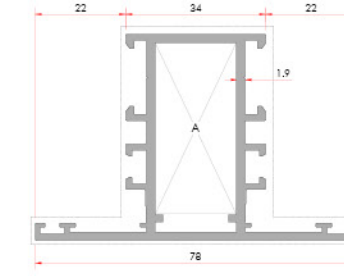
**Meeting Rail**  
Orta Kayıt

System Code	Profile No	Weight kg/m
AW50 M 2001	1702	1.436
Jxx cm <sup>2</sup>	Jyy cm <sup>2</sup>	22.3
A	AKB-1329-41.6	
A	AOB-1323-26.6	
A	AOB-1324-30.8	



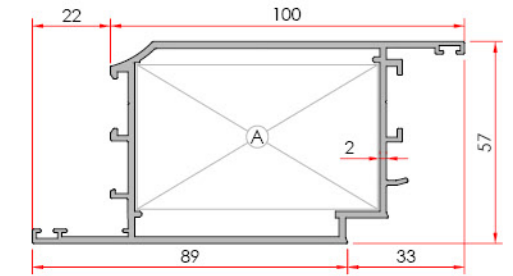
**Narrow Meeting Rail**  
Dar Orta Kayıt

System Code	Profile No	Weight kg/m
AW50 M 2002	1703	1.373
Jxx cm <sup>2</sup>	Jyy cm <sup>2</sup>	9.6
A	AKB-1328-41.4	
A	AOB-1323-9.6	
A	AOB-1324-13.8	



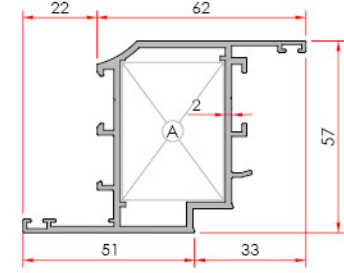
**Narrow Transom**  
Dar Orta Kayıt

System Code	Profile No	Weight kg/m
AW50 M 2003	1789	1.448
Jxx cm <sup>2</sup>	Jyy cm <sup>2</sup>	13.4
A	AKB-1730-41.6	
A	AOB-1323-15.6	
A	AOB-1324-19.8	



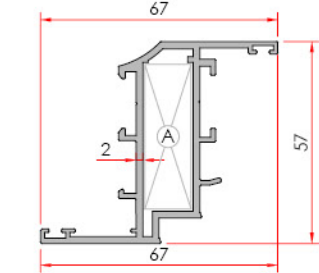
**Wide Door Vent**  
Geniş Kapı Kanatı

System Code	Profile No	Weight kg/m
AW50 V 2001	1704	1.810
Jxx cm <sup>2</sup>	Jyy cm <sup>2</sup>	76.2
A	AKB-1327-41.6	



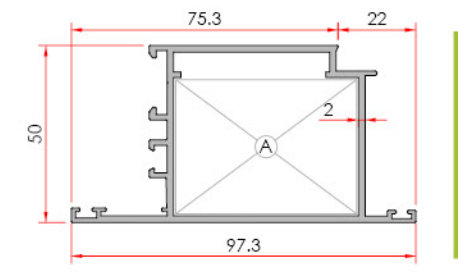
**Vent**  
Kanat

System Code	Profile No	Weight kg/m
AW50 V 2003	1705	1.392
Jxx cm <sup>2</sup>	Jyy cm <sup>2</sup>	29.9
A	AKB-1329-41.6	



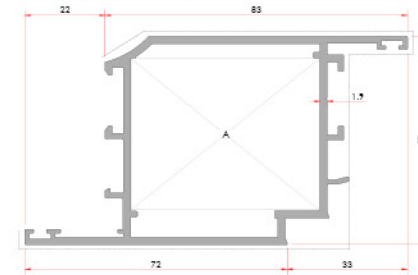
**Narrow Vent**  
Dar Kanat

System Code	Profile No	Weight kg/m
AW50 V 2004	1706	1.214
Jxx cm <sup>2</sup>	Jyy cm <sup>2</sup>	4.4
A	AKB-1328-41.6	



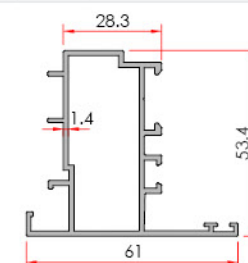
**Outward Opening Vent**  
Dışa Açılır Kanat

System Code	Profile No	Weight kg/m
AW50 V 2005	1707	1.464
Jxx cm <sup>2</sup>	Jyy cm <sup>2</sup>	35.4
A	AKB-1330-38.6	



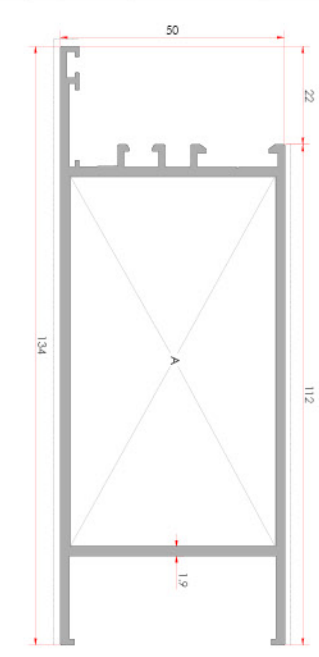
**Door Vent**  
Kapı Kanat

System Code	Profile No	Weight kg/m
AW50 V 2006	1798	1.731
Jxx cm <sup>2</sup>	Jyy cm <sup>2</sup>	50.7
A	AKB-1330-41.6	



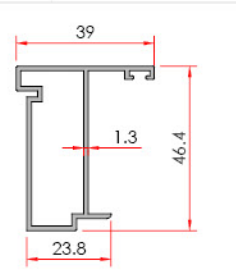
**Double Vent Adapter**  
Çift Kanat Adaptörü

System Code	Profile No	Weight kg/m
AW50 A 01	1313	0.957



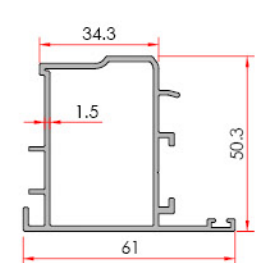
**Sill Profile**  
Etek Profili

System Code	Profile No	Weight kg/m
AW50 K 2001	1708	2.117
Jxx cm <sup>2</sup>	Jyy cm <sup>2</sup>	104.6
A	AOB-1323-82.5	
A	AOB-1324-82.5	



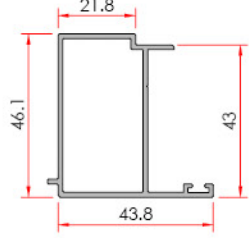
**Outward Opening Middle Adapter**  
Dışa Açılır Orta Adaptör

System Code	Profile No	Weight kg/m
AW50 A 02	1314	0.599



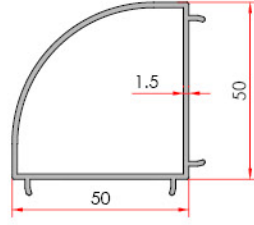
**Pivoting Adapter**  
Pivot Adaptörü

System Code	Profile No	Weight kg/m
AW50 A 03	1380	0.940



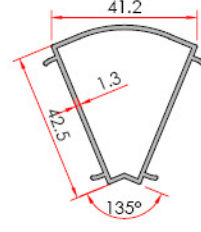
**Outward Opening Adapter**  
Dışa Açılır Adaptör

System Code	Profile No	Weight kg/m
AW50 A 05	1383	0.633



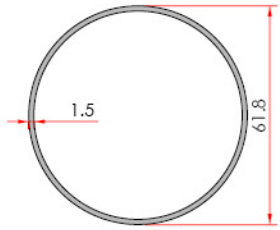
**90° Corner Adapter**  
90° Köşe Dönüş Adaptörü

System Code	Profile No	Weight kg/m
AS50 C 01	1315	0.812



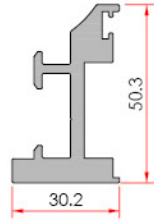
**135° Corner Adapter**  
135° Köşe Dönüş Adaptörü

System Code	Profile No	Weight kg/m
AS50 C 02	1316	0.725



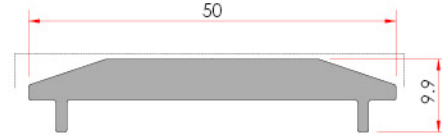
**90° Circle Corner**  
Yuvarlak Köşe Dönüş

System Code	Profile No	Weight kg/m
AS50 C 03	1322	0.793



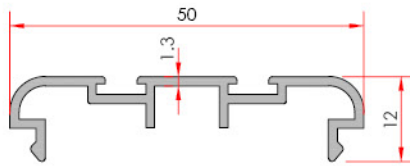
**Pivoting Hinge**  
Pivot Menteşe

System Code	Profile No	Weight kg/m
AW50 H 01	1382	1.412



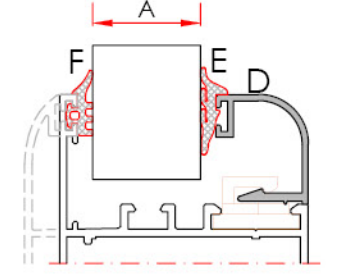
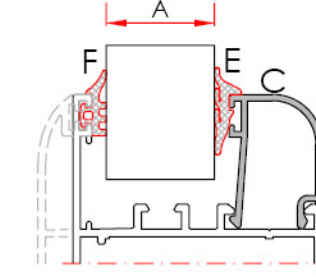
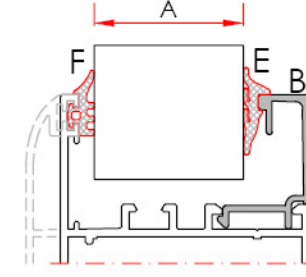
**Swing Hinge Bottom**  
Çarpma Menteşe Altı





System Code	Profile No	Weight kg/m
AW50 A 04	1381	0.737



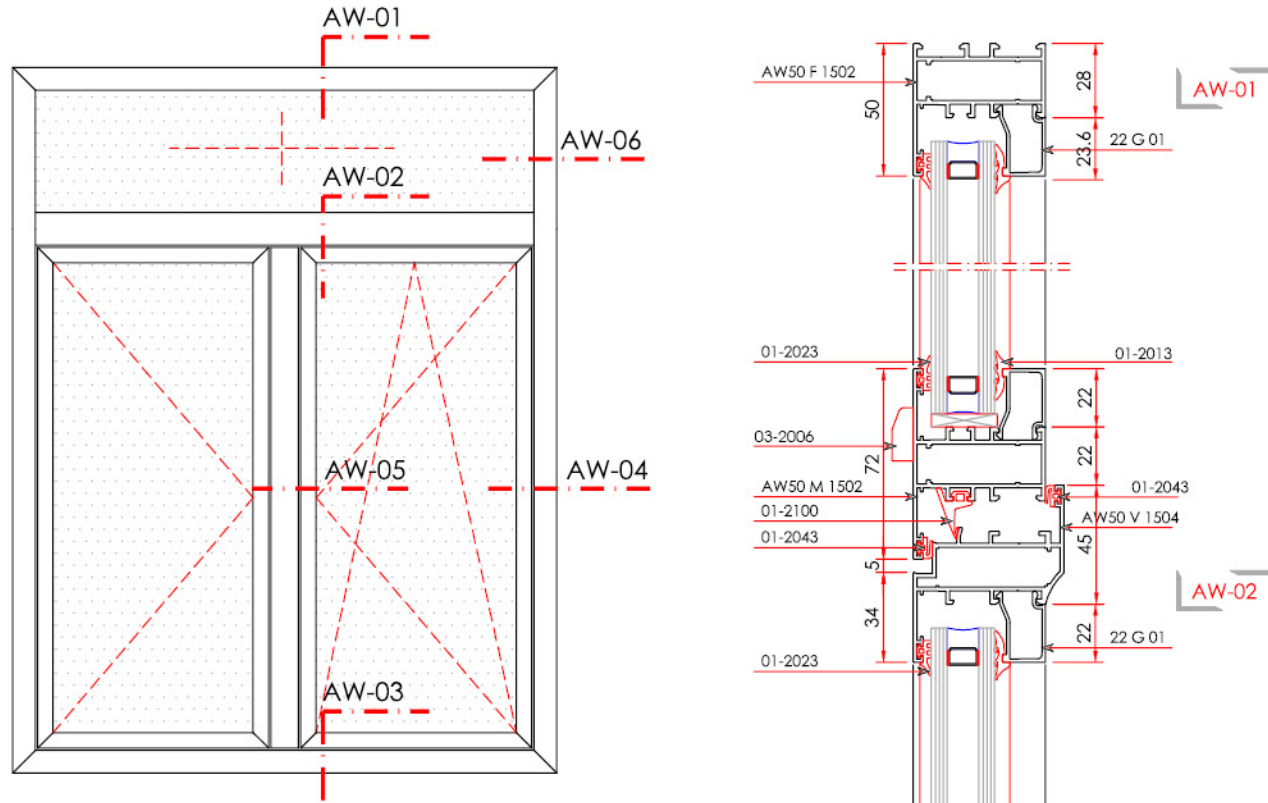
**Swing Door Adapter**  
Çarpma Kapı Adaptörü

System Code	Profile No	Weight kg/m
AW50 A 06	1326	0.346



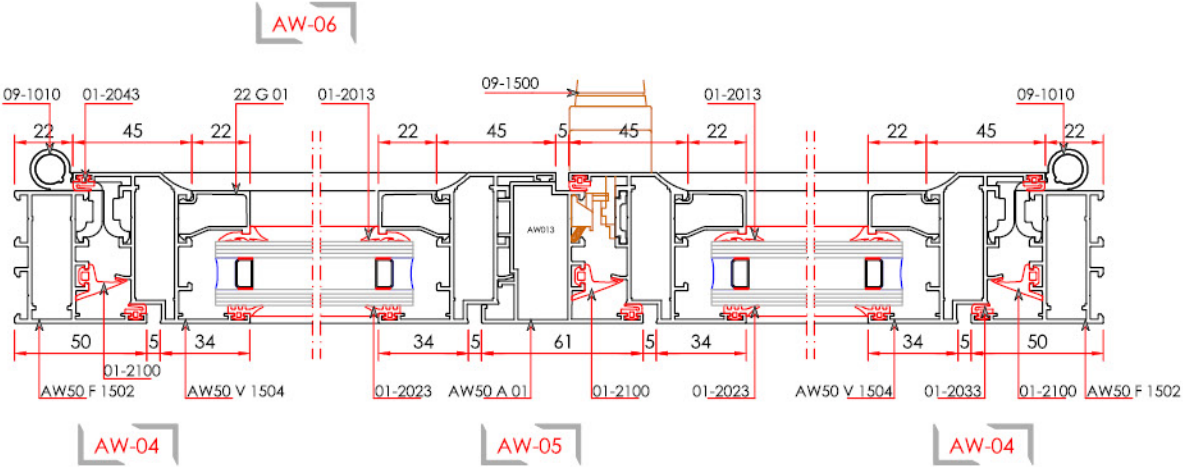
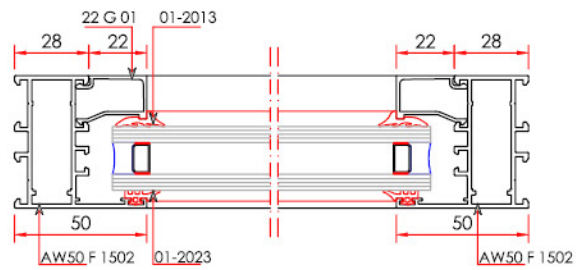
A	B	C	D	E			
				01-2013	01-2005	01-2023	01-2027
							
				3-3.5 mm	4-5 mm	3 mm	5.5 mm
30 mm	22 G 10			●		●	
29 mm	22 G 10				●	●	
28 mm	22 G 10				●	●	
27 mm	22 G 10			●			●
26 mm	22 G 10				●		●
25 mm	22 G 07			●		●	
24 mm	22 G 01			●		●	
23 mm	22 G 09			●		●	
22 mm	22 G 09				●	●	
21 mm	22 G 09				●	●	
21 mm		22 RG 01	22 RK 01		●	●	
20 mm	22 G 02			●		●	
20 mm		22 RG 01	22 RK 01		●	●	
19 mm	22 G 03			●		●	
19 mm		22 RG 02	22 RK 02	●		●	
18 mm	22 G 03				●	●	
18 mm		22 RG 02	22 RK 02	●		●	
17 mm	22 G 11			●		●	
17 mm		22 RG 02	22 RK 02	●		●	●
16 mm	22 G 11				●	●	
16 mm		22 RG 02	22 RK 02		●	●	●
15 mm	22 G 04			●		●	
15 mm		22 RG 02	22 RK 02		●	●	●
14 mm	22 G 08			●		●	
14 mm		22 RG 03	22 RK 03	●		●	
13 mm	22 G 08				●	●	
13 mm		22 RG 03	22 RK 03		●	●	
12 mm	22 G 08				●	●	
12 mm		22 RG 03	22 RK 03	●		●	●
11 mm	22 G 08			●		●	
11 mm		22 RG 03	22 RK 03		●	●	●
10 mm	22 G 05			●		●	
10 mm		22 RG 03	22 RK 03		●	●	●
9 mm	22 G 05				●	●	
8 mm	22 G 05				●	●	
7 mm	22 G 05			●		●	
6 mm	22 G 03			●		●	

DOUBLE VENT WINDOW VIEW & DETAILS - ÇİFT KANAT PENCERE GÖRÜNÜŞ VE DETAYLARI

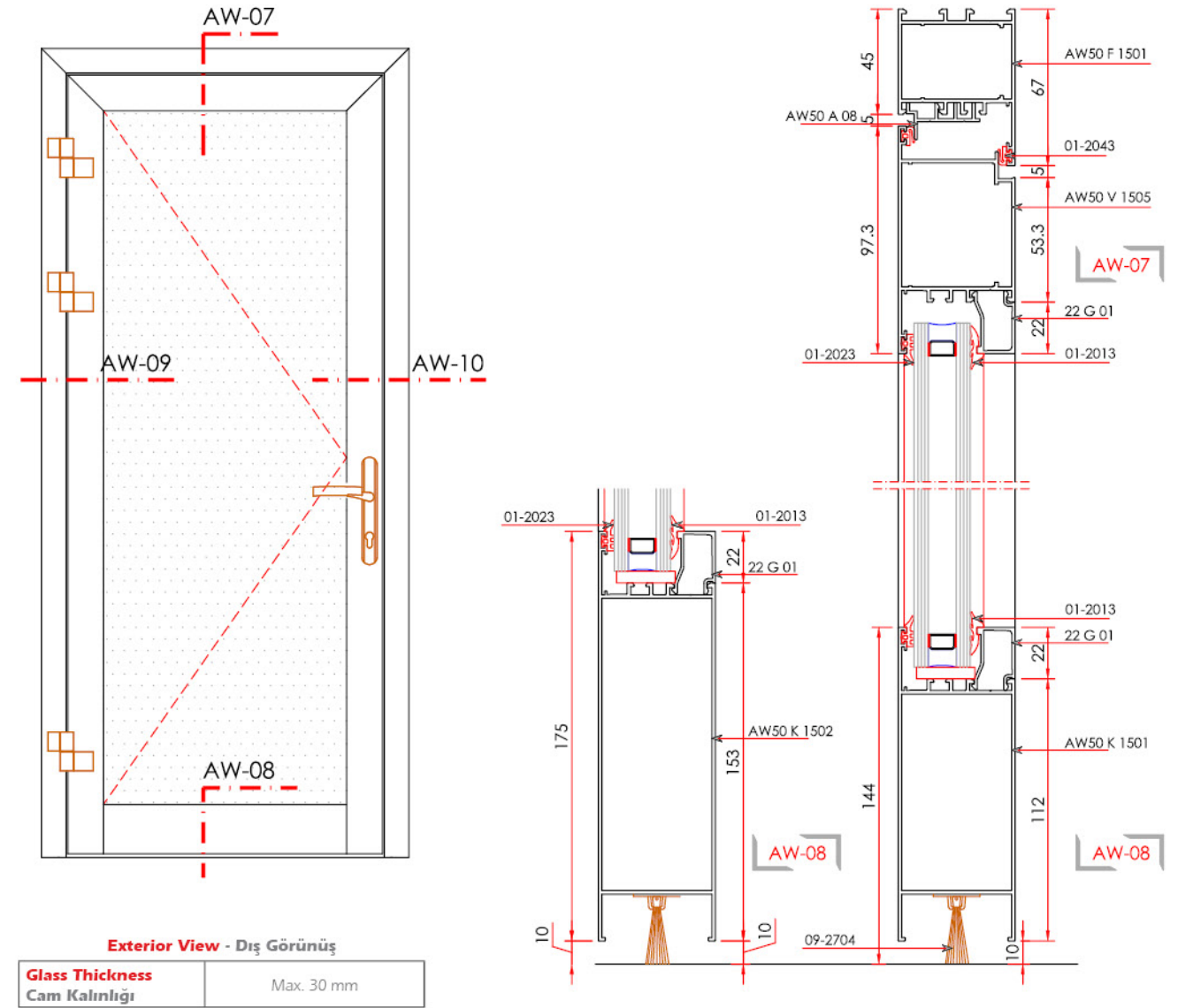


Exterior View - Dış Görünüş

<b>Double Axisvent Dimension</b> Çift Eksen Kanat Ölçüleri	Width / Genişlik 355-1700 mm	Height / Yükseklik 500-2400 mm
<b>Double Axisvent Weight</b> Çift Eksen Kanat Ağırlığı	Max. 130 kg	
<b>Glass Thickness</b> Cam Kalınlığı	Max. 30 mm	



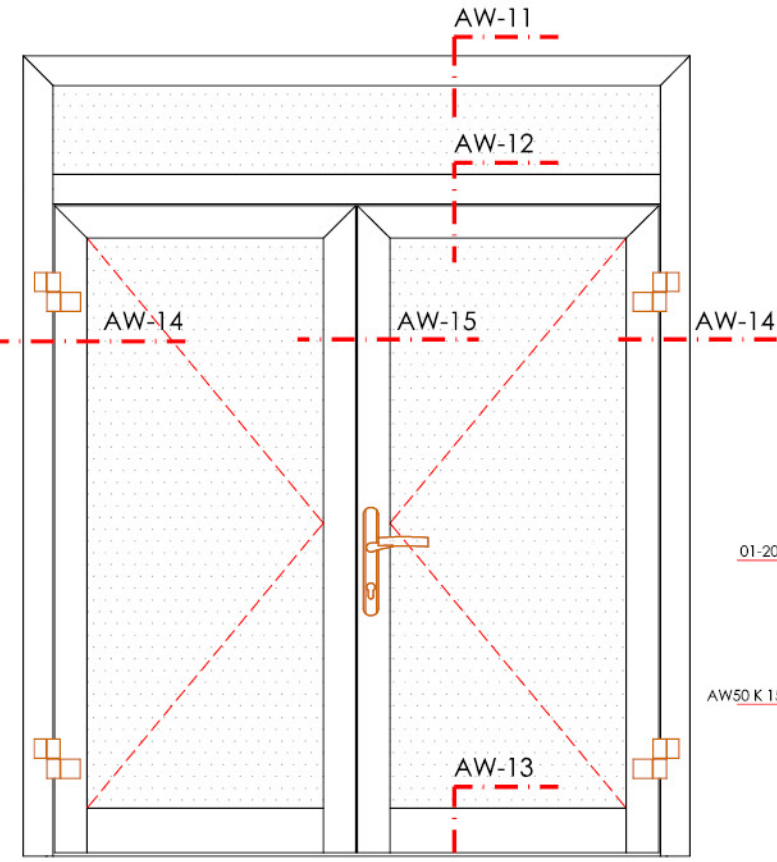
EXTERIOR OPENING DOOR VIEW & DETAILS  
DIŞA AÇILIR KAPI GÖRÜNÜŞ VE DETAYLARI



Exterior View - Dış Görünüş

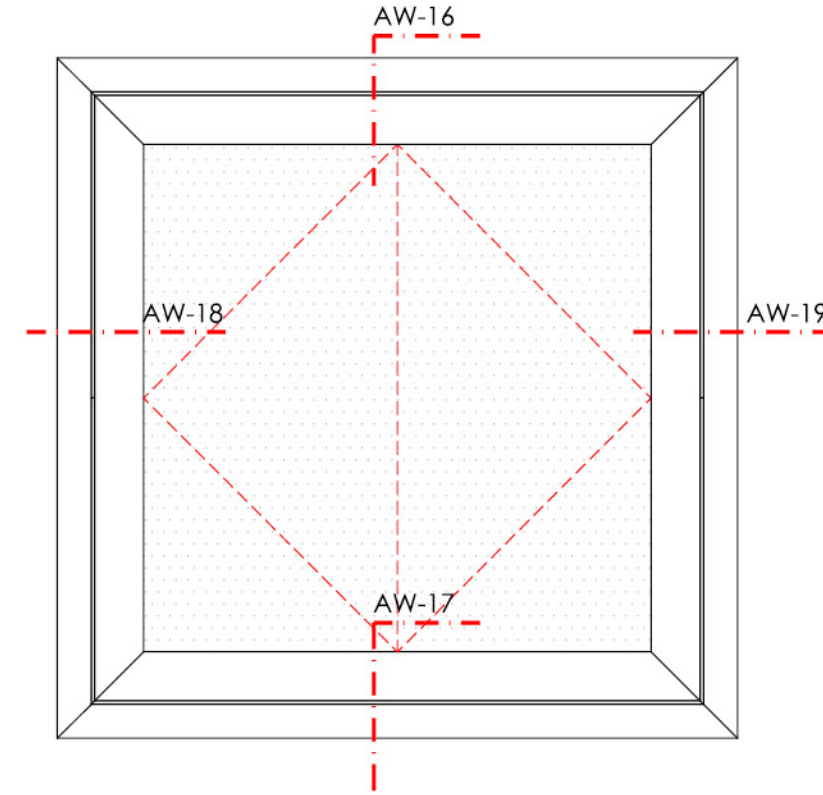
<b>Glass Thickness</b> Cam Kalınlığı	Max. 30 mm
---	------------

EXTERIOR OPENING DOOR VIEW & DETAILS  
DIŞA AÇILIR KAPI GÖRÜNÜŞ VE DETAYLARI



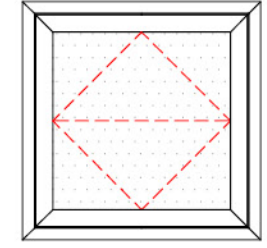
Exterior View - Dış Görünüş	
Glass Thickness Cam Kalınlığı	Max. 30 mm

PIVOTED OPENING DOOR VIEW & DETAILS  
PİVOT AÇILIM GÖRÜNÜŞ VE DETAYLARI

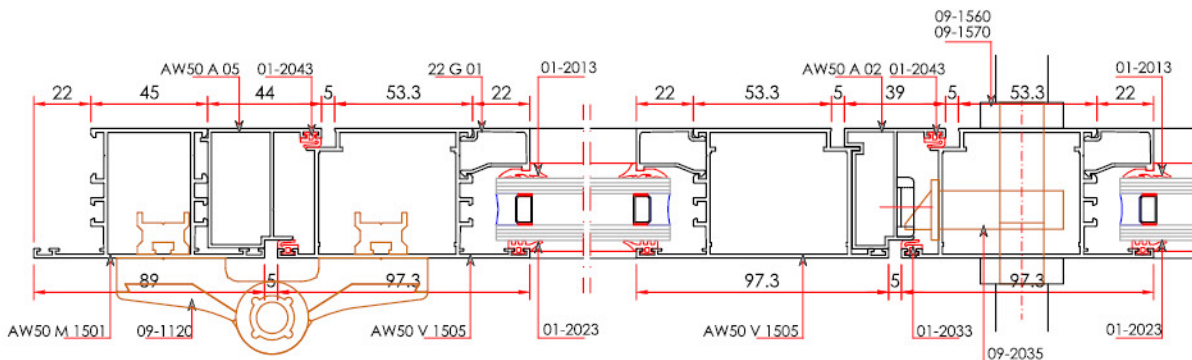
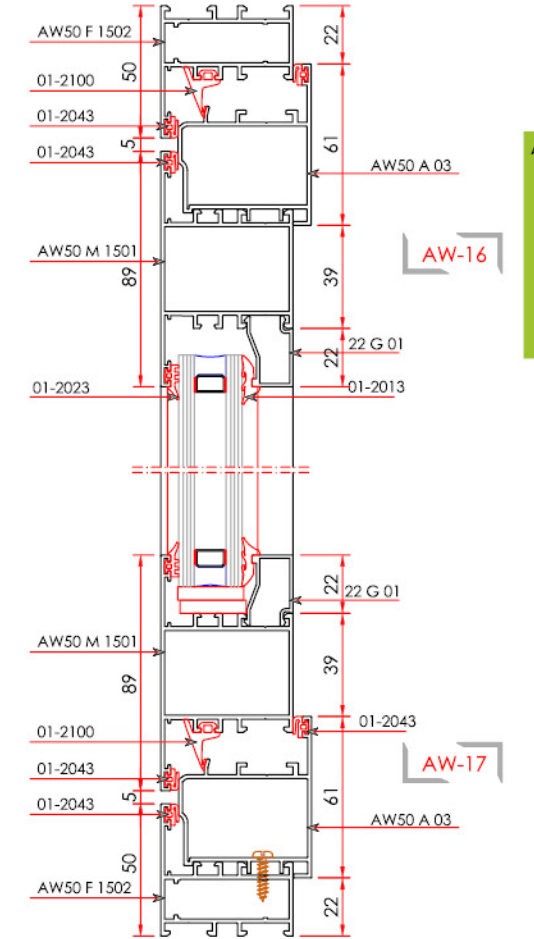


Vertical Pivoted Exterior View - Düşey Pivot Dış Görünüş

Glass Thickness Cam Kalınlığı	Max. 30 mm
----------------------------------	------------

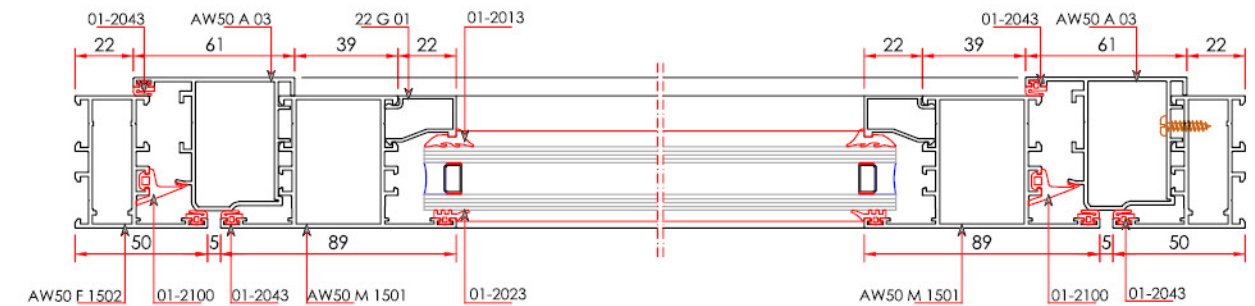


Horizontal Pivoted Exterior View  
Yatay Pivot Dış Görünüş



AW-14

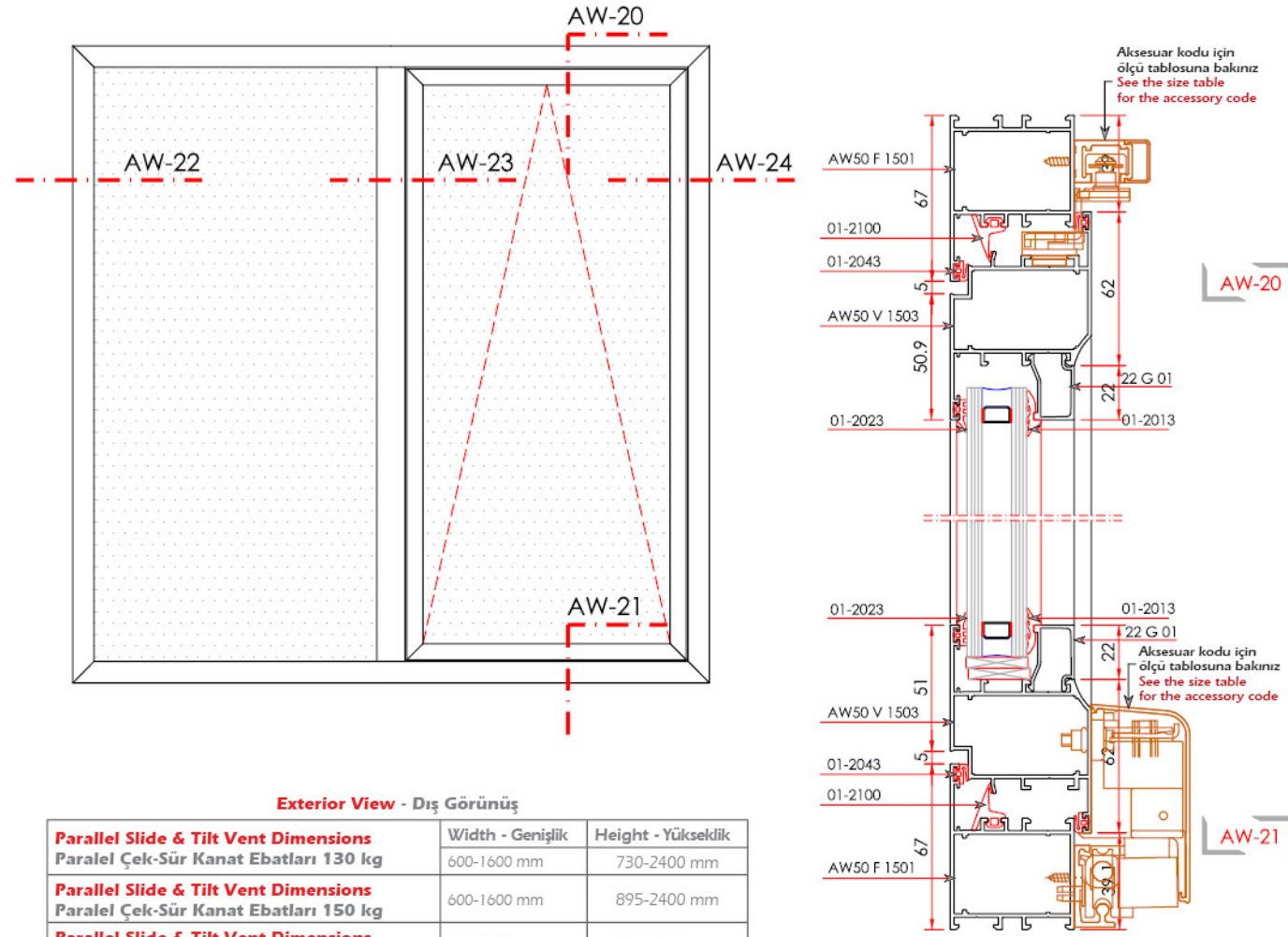
AW-15



AW-18

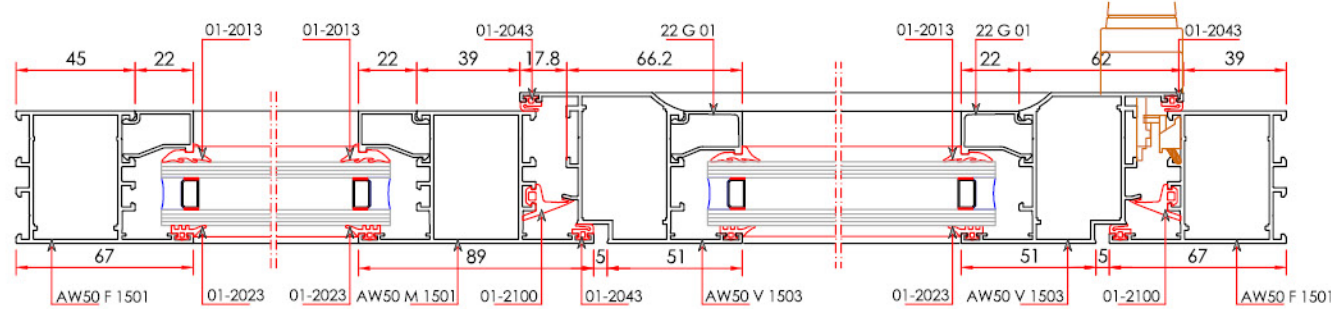
AW-19

**PARALLEL SLIDE & TILT VIEW & DETAILS**  
PARALEL ÇEK-SÜR GÖRÜNÜŞ VE DETAYLARI



**Exterior View - Dış Görünüş**

Paralel Slide & Tilt Vent Dimensions Paralel Çek-Sür Kanat Ebatları 130 kg	Width - Genişlik	Height - Yükseklik
	600-1600 mm	730-2400 mm
Paralel Slide & Tilt Vent Dimensions Paralel Çek-Sür Kanat Ebatları 150 kg	600-1600 mm	895-2400 mm
Paralel Slide & Tilt Vent Dimensions Paralel Çek-Sür Kanat Ebatları 200 kg	600-1600 mm	895-2400 mm

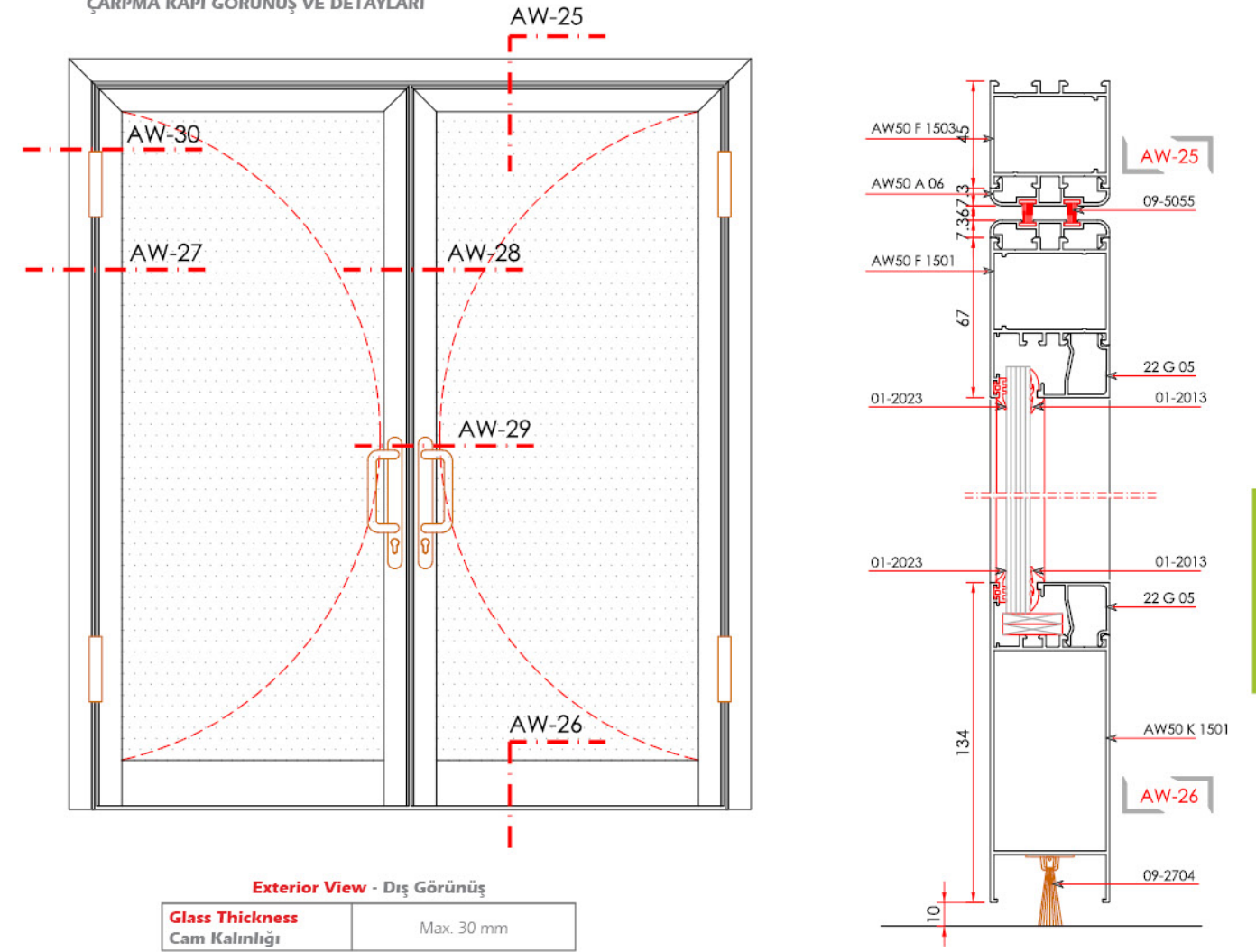


AW-22

AW-23

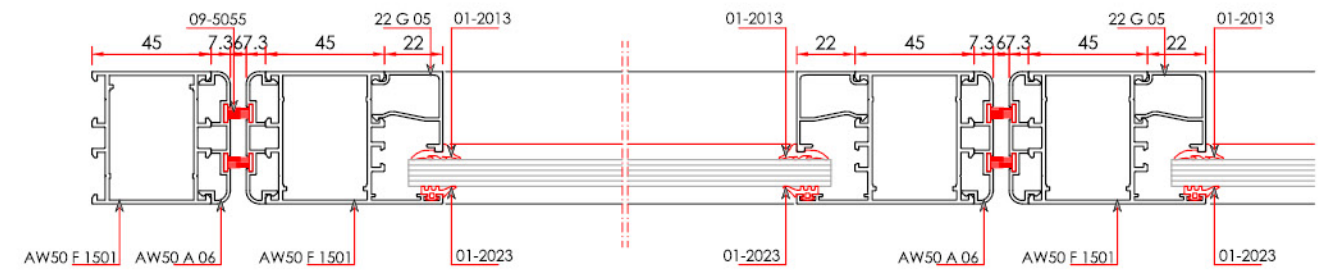
AW-24

**BEAT DOOR VIEW & DETAILS**  
ÇARPMA KAPI GÖRÜNÜŞ VE DETAYLARI



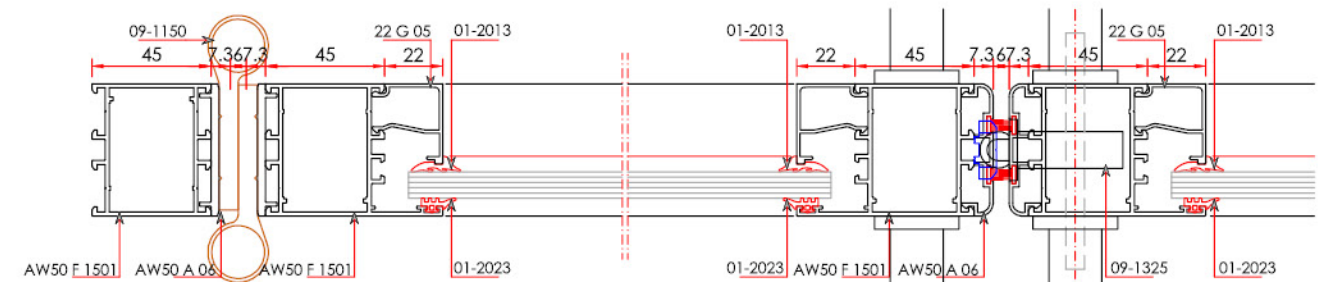
**Exterior View - Dış Görünüş**

<b>Glass Thickness</b> Cam Kalınlığı	Max. 30 mm
---	------------



AW-27

AW-28



AW-30

AW-29



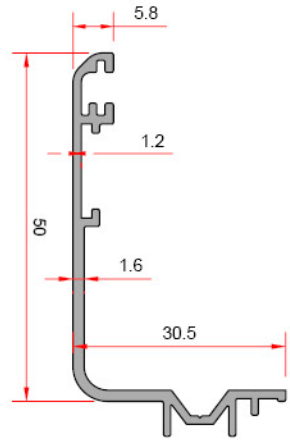


ALCAS®

ALCAS®

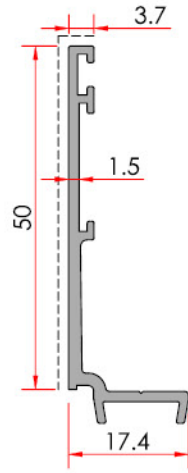


» GENERAL PROFILES & ACCESSORIES  
GENEL PROFİLLER VE AKSESUARLAR



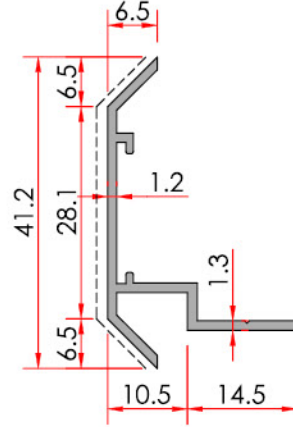
Window Sill  
Pervaz Profili

System Code	Profile No	Weight kg/m
1443	1443	0.407



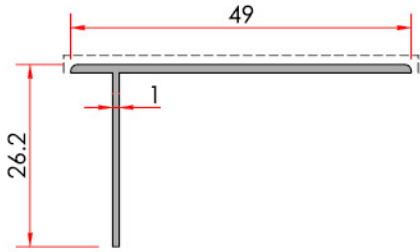
Window Sill  
Pervaz Profili

System Code	Profile No	Weight kg/m
AW50 A 12	1359	0.362



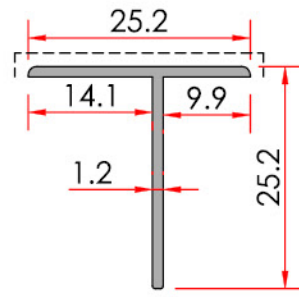
Window Sill  
Pervaz Profili

System Code	Profile No	Weight kg/m
AW50 A 13	1458	0.268



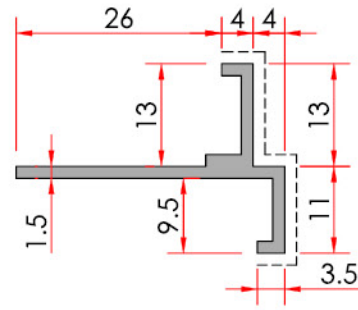
Sill Profile - T  
Pervaz- T- Profili

System Code	Profile No	Weight kg/m
2815	2815	0.232



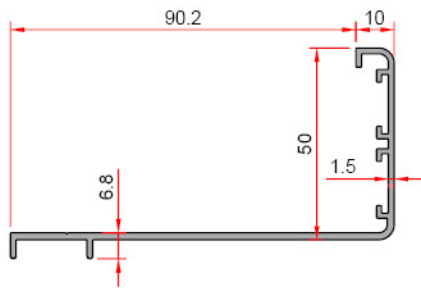
Sill Profile - T  
Pervaz- T- Profili

System Code	Profile No	Weight kg/m
1874	1874	0.161



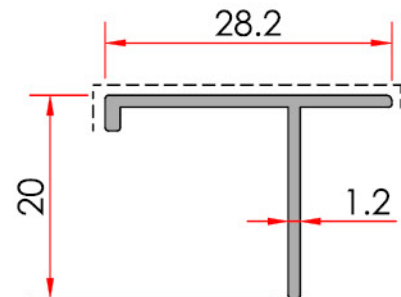
Sill Profile - T  
Pervaz- T- Profili

System Code	Profile No	Weight kg/m
2147	2147	0.274



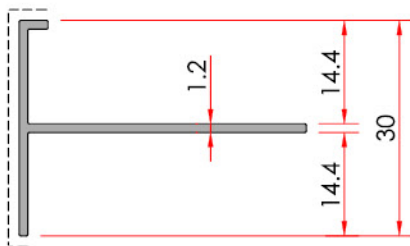
Window Sill  
Pervaz Profili

System Code	Profile No	Weight kg/m
4288	4288	0.860



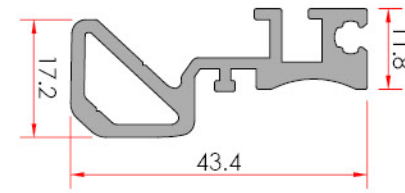
Sill Profile - T  
Pervaz- T- Profili

System Code	Profile No	Weight kg/m
2844	2844	0.166



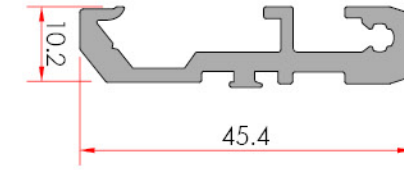
Sill Profile - T  
Pervaz- T- Profili

System Code	Profile No	Weight kg/m
4284	4284	0.239



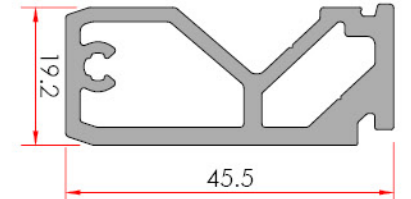
Corner Cleat  
Köşe Takozu

System Code	Profile No	Weight kg/m
1905	1905	0.717



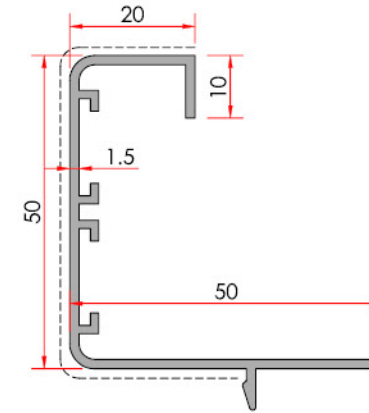
Meeting Rail Connection  
Orta Kayıt Bağlantı

System Code	Profile No	Weight kg/m
1323	1323	0.613



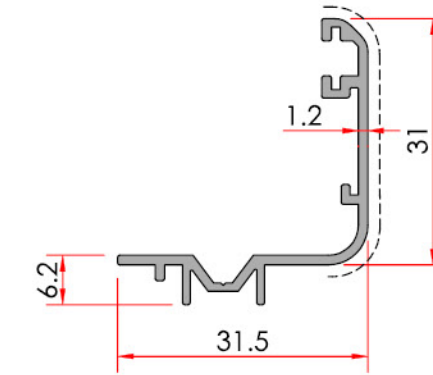
Meeting Rail Connection  
Orta Kayıt Bağlantı

System Code	Profile No	Weight kg/m
1324	1324	1.011



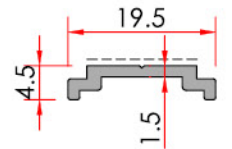
Sill Profile  
Pervaz Profili

System Code	Profile No	Weight kg/m
AW50 A 11	1237	0.668



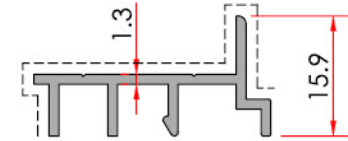
Sill Profile  
Pervaz Profili

System Code	Profile No	Weight kg/m
AS50 A 06	1428	0.308



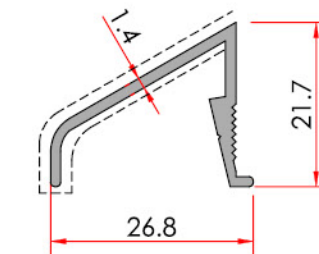
Stem  
Tij

System Code	Profile No	Weight kg/m
AW50 A 10	1375	0.106



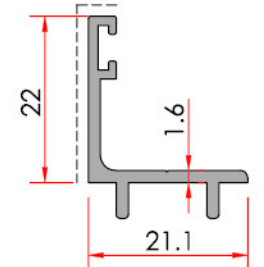
Outward Opening Fixed Adapter  
Dışa Açılır Sabit Adaptör

System Code	Profile No	Weight kg/m
AW50 A 08	1317	0.241



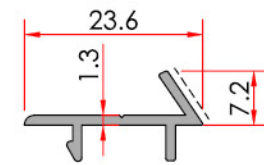
Drainage  
Damlalık

System Code	Profile No	Weight kg/m
AW50 A 09	1321	0.234



Corner Cleat  
İlave Kulak

System Code	Profile No	Weight kg/m
AWD 60 A 05	1610	0.244



Corner Cleat  
İlave Kulak

System Code	Profile No	Weight kg/m
AS50 A 01	1318	0.143

**Bead - Çıta**  
System Code  
22 G 03  
Profile No 1368  
Weight kg/m 0.285

**Bead - Çıta**  
System Code  
22 G 02  
Profile No 1366  
Weight kg/m 0.278

**Bead - Çıta**  
System Code  
22 G 06  
Profile No 1371  
Weight kg/m 0.343

**Bead - Çıta**  
System Code  
22 RK 03  
Profile No 2923  
Weight kg/m 0.247

**Bead - Çıta**  
System Code  
22 RK 02  
Profile No 1959  
Weight kg/m 0.228

**Bead - Çıta**  
System Code  
22 RK 01  
Profile No 1958  
Weight kg/m 0.220

**Bead - Çıta**  
System Code  
22 G 09  
Profile No 1613  
Weight kg/m 0.268

**Bead - Çıta**  
System Code  
22 G 05  
Profile No 1370  
Weight kg/m 0.328

**Bead - Çıta**  
System Code  
22 G 01  
Profile No 1367  
Weight kg/m 0.265

**Bead - Çıta**  
System Code  
22 G 08  
Profile No 1612  
Weight kg/m 0.309

**Bead - Çıta**  
System Code  
22 RG 03  
Profile No 2924  
Weight kg/m 0.287

**Bead - Çıta**  
System Code  
22 G 07  
Profile No 1611  
Weight kg/m 0.260

**Bead - Çıta**  
System Code  
22 G 04  
Profile No 1369  
Weight kg/m 0.300

**Bead - Çıta**  
System Code  
22 RG 02  
Profile No 1957  
Weight kg/m 0.264

**Bead - Çıta**  
System Code  
22 G 10  
Profile No 1378  
Weight kg/m 0.228

**Bead - Çıta**  
System Code  
22 G 11  
Profile No 1616  
Weight kg/m 0.291

**Bead - Çıta**  
System Code  
22 RG 01  
Profile No 1956  
Weight kg/m 0.257

**Corner Cleat  
Köşe Takozu**

Profile No	Weight kg/m
1328	4.255

Aksesuar Kodu	Profil Kodu
AKB-1328-37	AW40 F 1201 (2772)
	AW40 F 1202 (1791)
	AW40 M 1201 (2773)
	AW40 F 1201 (2771)

**Corner Cleat  
Köşe Takozu**

Profile No	Weight kg/m
1963	5.752

Aksesuar Kodu	Profil Kodu
AKB-1963-37	AW40 V 1202 (1740)

**Meeting Rail Connection  
Orta Kayıt Bağlantı**

Profile No	Weight kg/m
1625	1.194

Aksesuar Kodu	Profil Kodu
AOB-1625-13.8	AW40 M 1201 (2773)

**Corner Cleat  
Köşe Takozu**

System Code	Profile No	Weight kg/m
1329	1329	4.388

**Corner Cleat  
Köşe Takozu**

System Code	Profile No	Weight kg/m
1327	1327	12.021

**Corner Cleat  
Köşe Takozu**

System Code	Profile No	Weight kg/m
1618	1618	5.853

**Corner Cleat  
Köşe Takozu**

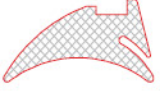

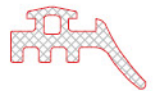
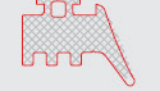





System Code	Profile No	Weight kg/m
1330	1330	8.130



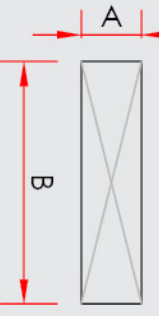
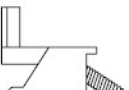



**Corner Cleat  
Köşe Takozu**



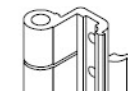
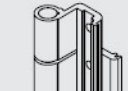

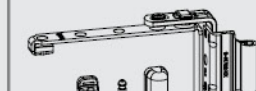

System Code	Profile No	Weight kg/m
1730	1730	5.210


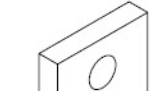


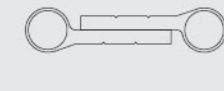
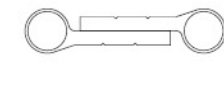

**Corner Cleat  
Köşe Takozu**


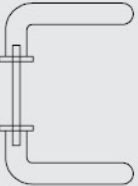
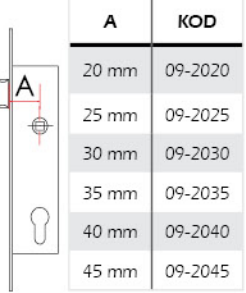
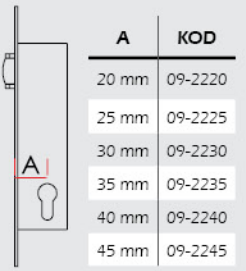
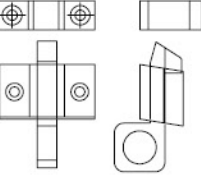
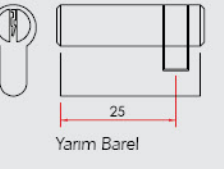
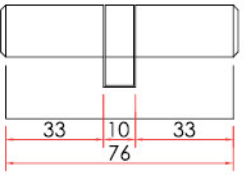
System Code	Profile No	Weight kg/m
1619	1619	5.912

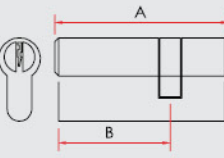


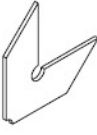


CODE / KOD	ACCESSORIES / AKSESUAR	DESCRIPTION / AÇIKLAMA
01-2005		<b>5 mm Gasket</b> 5 mm Conta 235 mt / Koli
01-2013		<b>3 mm Gasket</b> 3 mm Conta 300 mt / Koli
01-2023		<b>3 mm Gasket</b> 3 mm Conta 375 mt / Koli
01-2027		<b>5.5 mm Gasket</b> 5.5 mm Conta 230 mt / Koli
01-2033		<b>3 mm Gasket</b> 3 mm Bini Conta 375 mt / Koli
01-2043		<b>3 mm Gasket</b> 3 mm Bini Conta 325 mt / Koli
01-2100		<b>Gasket</b> Orta Yalıtım Fitali 125-132 mt/Koli
03-2003		<b>Volcanised Gasket</b> Köşe Kaynaklı Fital Pieces / Adet
03-2006		<b>Drainage Caps</b> Tahliye Kapağı Pieces / Adet

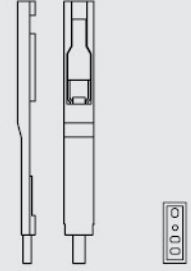
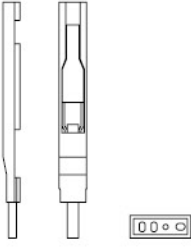
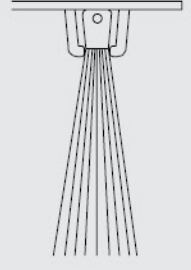
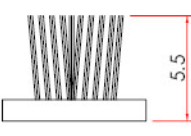
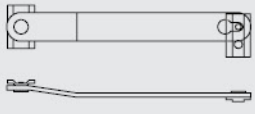
CODE / KOD	ACCESSORIES / AKSESUAR	DESCRIPTION / AÇIKLAMA																								
03-2007		<b>Glazing Bead Clips</b> Cam Çıtası Klipsi Package / Paket 50 Pieces / Adet																								
03-2010 03-2011 03-2012		<b>Plastic Plug 12 mm</b> Montaj Tapası 12 mm 03-2010 White / Beyaz 03-2011 Gray / Gri 03-2012 Brown / Kahverengi																								
03-2082 03-2084 03-2002 03-2203 03-2205 03-2252 03-2253 02-2255 02-2282 02-2283 02-2285	<table border="1"> <thead> <tr> <th>A</th> <th>B</th> </tr> </thead> <tbody> <tr><td>2</td><td>8</td></tr> <tr><td>4</td><td>8</td></tr> <tr><td>2</td><td>20</td></tr> <tr><td>3</td><td>20</td></tr> <tr><td>5</td><td>20</td></tr> <tr><td>2</td><td>25</td></tr> <tr><td>3</td><td>25</td></tr> <tr><td>5</td><td>25</td></tr> <tr><td>2</td><td>28</td></tr> <tr><td>3</td><td>28</td></tr> <tr><td>5</td><td>28</td></tr> </tbody> </table>	A	B	2	8	4	8	2	20	3	20	5	20	2	25	3	25	5	25	2	28	3	28	5	28	 <b>PVC Glazing Cleat</b> Plastik Cam Takozu
A	B																									
2	8																									
4	8																									
2	20																									
3	20																									
5	20																									
2	25																									
3	25																									
5	25																									
2	28																									
3	28																									
5	28																									
05-1003		<b>Part Locking</b> Ayarlı İspanyolet Karşılığı Pieces / Adet																								
06-1300		<b>Locking Plate</b> Makaralı Kilit Karşılığı Pieces / Adet																								
06-1301		<b>Locking Plate</b> Makaralı Kilit Karşılığı Pieces / Adet																								
06-1302		<b>Handle Locking</b> Dilli Kilit Karşılığı Pieces / Adet																								



CODE / KOD	ACCESSORIES / AKSESUAR	DESCRIPTION / AÇIKLAMA
06-1303		<b>Handle Locking</b> Makaralı Kilit Karşılığı Pieces / Adet
06-1304		<b>Fixing Locking</b> Kilit Karşılığı Pieces / Adet
09-1010 09-1011 09-1012 09-1013 09-1014		<b>Hinge For Aluminium Canal</b> Pencere Menteşesi (Alüminyum kanal için) 09-1010 Anodized / Eloksal 09-1011 White / Beyaz 09-1120 Brown / Kahverengi 09-1013 Raw / Ham 09-1014 Special / Özel Renk
09-1020 09-1021 09-1022 09-1023 09-1024		<b>Hinge For PVC Canal</b> Pencere Menteşesi (PVC kanal için) 09-1020 Anodized / Eloksal 09-1021 White / Beyaz 09-1022 Brown / Kahverengi 09-1023 Raw / Ham 09-1024 Special / Özel Renk
09-1030 09-1031 09-1032 09-1033		<b>Stell Middle Hinge For Pvc Canal</b> Çelik Orta Menteşe (PVC kanal için) 09-1030 Gray / Gri 09-1031 White / Beyaz 09-1032 Brown / Kahverengi
09-1035 09-1036 09-1037		<b>Stell Top Hinge For Pvc Canal</b> PVC Kanal İçin Çelik Üst Menteşe 09-1035 Gray / Gri 09-1036 White / Beyaz 09-1037 Brown / Kahverengi
09-1040 09-1041 09-1042		<b>Stell Bottom Hinge For Pvc Canal</b> PVC Kanal İçin Çelik Alt Menteşe 09-1040 Gray / Gri 09-1041 White / Beyaz 09-1042 Brown / Kahverengi

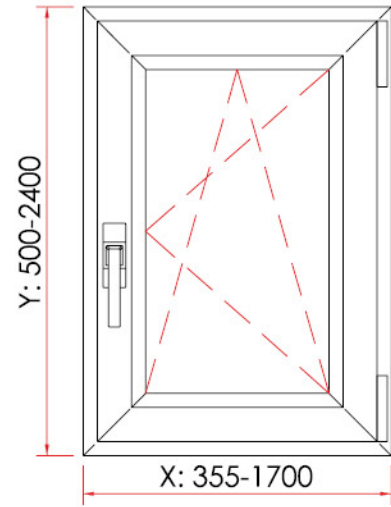
CODE / KOD	ACCESSORIES / AKSESUAR	DESCRIPTION / AÇIKLAMA
09-1100 09-1101 09-1102 09-1103 09-1104		<b>Door Hinges</b> Kapı Menteşesi 09-1010 Anodized / Eloksal 09-1101 White / Beyaz 09-1102 Brown / Kahverengi 09-1103 Raw / Ham 09-1104 Special / Özel Renk
09-1110 09-1111 09-1112 09-1113 09-1114		<b>Door Hinge Plate</b> Kapı Menteşesi Beslemesi 09-1110 Anodized / Eloksal 09-1111 White / Beyaz 09-1112 Brown / Kahverengi 09-1113 Raw / Ham 09-1114 Special / Özel Renk
09-1120 09-1121 09-1122 09-1123 09-1124		<b>Door Hinges</b> Kapı Menteşesi 09-1120 Anodized / Eloksal 09-1121 White / Beyaz 09-1122 Brown / Kahverengi 09-1123 Raw / Ham 09-1124 Special / Özel Renk
09-1140 09-1141 09-1142 09-1143 09-1144		<b>Hinge Pivot For AW55-AWR57</b> AW55-AWR57 Pivot Menteşe Anodized / Eloksal White / Beyaz Brown / Kahverengi Raw / Ham Special / Özel Renk
09-1150 09-1151 09-1152 09-1153 09-1154		<b>33 Nr. Alu. Door Hinge</b> 33 Nr. Alüminyum Çarpma Kapı Menteşe Anodized / Eloksal White / Beyaz Brown / Kahverengi Raw / Ham Special / Özel Renk
09-1160 09-1161 09-1162 09-1163 09-1164		<b>36 Nr. Alu. Door Hinge</b> 36 Nr. Alüminyum Çarpma Kapı Menteşe Anodized / Eloksal White / Beyaz Brown / Kahverengi Raw / Ham Special / Özel Renk
09-1500 09-1501 09-1502 09-1503 09-1504		<b>Window Handle (Cremone)</b> Eksantrik İspanyolet Kolu 09-1500 Anodized / Eloksal 09-1501 White / Beyaz 09-1502 Brown / Kahverengi 09-1503 Raw / Ham 09-2704 Special / Özel Renk

CODE / KOD	ACCESSORIES / AKSESUAR	DESCRIPTION / AÇIKLAMA														
09-1520 09-1521 09-1522 09-1523 09-1524		<b>Window Handle</b> Pencere Kolu <b>09-1520 Anodized / Elokسال</b> <b>09-1521 White / Beyaz</b> <b>09-1522 Brown / Kahverengi</b> <b>09-1523 Raw / Ham</b> <b>09-1524 Special / Özel Renk</b>														
09-1560 09-1561 09-1562 09-1563 09-1564		<b>Door Handle</b> Kapı Kolu <b>09-1560 Anodized / Elokسال</b> <b>09-1561 White / Beyaz</b> <b>09-1562 Brown / Kahverengi</b> <b>09-1563 Raw / Ham</b> <b>09-1564 Special / Özel Renk</b>														
09-2020 09-2025 09-2030 09-2035 09-2040 09-2045	 <table border="1"> <thead> <tr> <th>A</th> <th>KOD</th> </tr> </thead> <tbody> <tr><td>20 mm</td><td>09-2020</td></tr> <tr><td>25 mm</td><td>09-2025</td></tr> <tr><td>30 mm</td><td>09-2030</td></tr> <tr><td>35 mm</td><td>09-2035</td></tr> <tr><td>40 mm</td><td>09-2040</td></tr> <tr><td>45 mm</td><td>09-2045</td></tr> </tbody> </table>	A	KOD	20 mm	09-2020	25 mm	09-2025	30 mm	09-2030	35 mm	09-2035	40 mm	09-2040	45 mm	09-2045	<b>Lack With Latch</b> Dilli Kilit Pieces / Adet
A	KOD															
20 mm	09-2020															
25 mm	09-2025															
30 mm	09-2030															
35 mm	09-2035															
40 mm	09-2040															
45 mm	09-2045															
09-2220 09-2225 09-2230 09-2235 09-2240 09-2245	 <table border="1"> <thead> <tr> <th>A</th> <th>KOD</th> </tr> </thead> <tbody> <tr><td>20 mm</td><td>09-2220</td></tr> <tr><td>25 mm</td><td>09-2225</td></tr> <tr><td>30 mm</td><td>09-2230</td></tr> <tr><td>35 mm</td><td>09-2235</td></tr> <tr><td>40 mm</td><td>09-2240</td></tr> <tr><td>45 mm</td><td>09-2245</td></tr> </tbody> </table>	A	KOD	20 mm	09-2220	25 mm	09-2225	30 mm	09-2230	35 mm	09-2235	40 mm	09-2240	45 mm	09-2245	<b>Lock With Roller</b> Makaralı Dilli Kilit Pieces / Adet
A	KOD															
20 mm	09-2220															
25 mm	09-2225															
30 mm	09-2230															
35 mm	09-2235															
40 mm	09-2240															
45 mm	09-2245															
09-2400		<b>Spring Catch</b> Çarpma Kilit Pieces / Adet														
09-2540	 <p>25 Yarım Barel</p>	<b>Lock Half Cylinder</b> Yarım Barel Pieces / Adet														
09-2576	 <p>33 10 33 76</p>	<b>AWD60</b> <b>Symmetrical Barel</b> Simetrik Barel Pieces / Adet														

CODE / KOD	ACCESSORIES / AKSESUAR	DESCRIPTION / AÇIKLAMA												
09-2575 09-2585 09-2590	 <table border="1"> <thead> <tr> <th>KOD</th> <th>A</th> <th>B</th> </tr> </thead> <tbody> <tr><td>09-2575</td><td>75 mm</td><td>40 mm</td></tr> <tr><td>09-2585</td><td>85 mm</td><td>50 mm</td></tr> <tr><td>09-2590</td><td>90 mm</td><td>55 mm</td></tr> </tbody> </table>	KOD	A	B	09-2575	75 mm	40 mm	09-2585	85 mm	50 mm	09-2590	90 mm	55 mm	<b>Lock Cylinder</b> Asimetrik Barel Pieces / Adet
KOD	A	B												
09-2575	75 mm	40 mm												
09-2585	85 mm	50 mm												
09-2590	90 mm	55 mm												
09-2604		<b>4.8 mm Alignment Corner</b> 4.8 mm Köşe Gönye Pieces / Adet												
09-2609		<b>9.3 mm alignment corner</b> 9.3 mm Köşe Gönye Pieces / Adet												
09-2615		<b>18.2 mm Alignment Corner</b> 18.2 mm Köşe Gönye Pieces / Adet												
09-2618		<b>18.2 mm Alignment Corner</b> 18.2 mm Köşe Gönye Pieces / Adet												
09-2700		<b>Locking port</b> İspanyolet Pimi Seti Pieces / Adet												

CODE / KOD	ACCESSORIES / AKSESUAR	DESCRIPTION / AÇIKLAMA
09-2702		<b>Supporting Latch</b> Çift Kanat Sürgü Pieces / Adet
09-2703		<b>Supporting Latch (Short)</b> Çift Kanat Sürgü (Kısa) Pieces / Adet
09-2704		<b>Strip Brush</b> Kapı Altı Firçası Pieces / Adet
09-2855	 <p>5.5</p>	<b>5.5 Gasket</b> 5.5 Kıl Fıtıl Meter / Metre
09-3100		<b>Aluminium Awning Window Arm</b> Vasistas Makas - Alüminyum Pieces / Adet

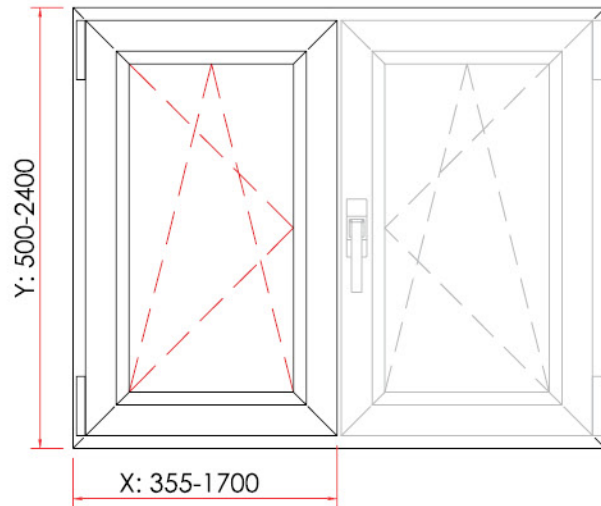
CODE / KOD	ACCESSORIES / AKSESUAR	DESCRIPTION / AÇIKLAMA																				
09-3101		<b>Stainless Awning Window Arm</b> Vasistas Makas - Paslanmaz Pieces / Adet																				
09-5073 09-5074 09-5075 09-5076 09-5077 09-5078 09-5079 09-5080 09-5081	 <table border="1"> <thead> <tr> <th>L</th> <th>CODE / KODE</th> </tr> </thead> <tbody> <tr><td>400</td><td>09-5073</td></tr> <tr><td>600</td><td>09-5074</td></tr> <tr><td>800</td><td>09-5075</td></tr> <tr><td>1000</td><td>09-5076</td></tr> <tr><td>1200</td><td>09-5077</td></tr> <tr><td>1400</td><td>09-5078</td></tr> <tr><td>1600</td><td>09-5079</td></tr> <tr><td>1800</td><td>09-5080</td></tr> <tr><td>2000</td><td>09-5081</td></tr> </tbody> </table>	L	CODE / KODE	400	09-5073	600	09-5074	800	09-5075	1000	09-5076	1200	09-5077	1400	09-5078	1600	09-5079	1800	09-5080	2000	09-5081	
L	CODE / KODE																					
400	09-5073																					
600	09-5074																					
800	09-5075																					
1000	09-5076																					
1200	09-5077																					
1400	09-5078																					
1600	09-5079																					
1800	09-5080																					
2000	09-5081																					



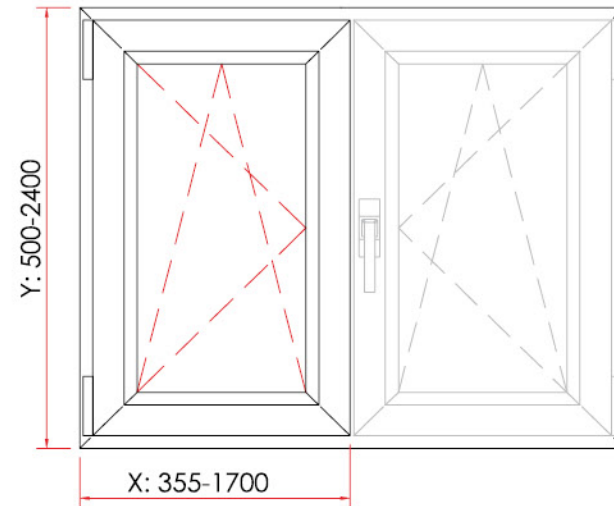
ALUMINIUM DOUBLE OPENING MECHANISM ALÜMİNYUM ÇİFT AÇILIM MEKANİZMASI					
SIZE / ÖLÇÜLER	WIDTH / GENİŞLİK				
HEIGHT / YÜKSEKLİK	410-700	701-1000	1001-1200	1201-1350	1351-1700
500 - 1200	09-5000	09-5001	09-5002	09-5003	09-5004
1201 - 2400	09-5005	09-5006	09-5007	09-5008	09-5009



TILT-TURN WINDOWS FOR PVC / PVC ÇİFT AÇILIM MEKANİZMASI						
SIZE / ÖLÇÜLER	WIDTH / GENİŞLİK					
HEIGHT / YÜKSEKLİK	401-500	501-750	751-950	951-1200	1201-1450	1451-1600
450 - 590	09-5100	09-5101	09-5102	09-5103	09-5104	09-5105
591 - 750	09-5106	09-5107	09-5108	09-5109	09-5110	09-5111
751-1200	09-5112	09-5113	09-5114	09-5115	09-5116	09-5117
1201-1450	09-5118	09-5119	09-5120	09-5121	09-5122	09-5123
1451-1950	09-5124	09-5125	09-5126	09-5127	09-5128	09-5129
1951-2450	09-5130	09-5131	09-5132	09-5133	09-5134	09-5135



TILT-TURN WINDOWS FOR ALUMINIUM ALÜMİNYUM ÇİFT KANAT ÇİFT AÇILIM MEKANİZMASI					
SIZE / ÖLÇÜLER	WIDTH / GENİŞLİK				
HEIGHT / YÜKSEKLİK	410-700	701-1000	1001-1200	1201-1350	1351-1700
500-1200	09-5250	09-5251	09-5252	09-5253	09-5254
1201-2400	09-5255	09-5256	09-5257	09-5258	09-5259



TILT-TURN WINDOWS FOR PVC PVC ÇİFT KANAT ÇİFT AÇILIM MEKANİZMASI				
SIZE / ÖLÇÜLER	WIDTH / GENİŞLİK			
HEIGHT / YÜKSEKLİK	280-750	751-950	951-1200	1201-1600
470-720	09-5140	09-5141	09-5142	09-5143
721-850	09-5144	09-5145	09-5146	09-5147
851-1100	09-5148	09-5149	09-5150	09-5151
1101-1350	09-5152	09-5153	09-5154	09-5155
1351-1600	09-5156	09-5157	09-5158	09-5159
1601-1850	09-5160	09-5161	09-5162	09-5163
1851-2100	09-5164	09-5165	09-5166	09-5167
2101-2350	09-5168	09-5169	09-5170	09-5171

ALUMINIUM PARALLEL SLIDE & TILT 130 KG ALÜMİNYUM PARALEL ÇEK SÜR 130 KG					
SIZE / ÖLÇÜLER	WIDTH / GENİŞLİK				
HEIGHT / YÜKSEKLİK	600-850	851-1100	1001-1350	1351-1600	1601-1850
730-2400	09-5010	09-5011	09-5012	09-5013	---

ALUMINIUM PARALLEL SLIDE & TILT 150 KG ALÜMİNYUM PARALEL ÇEK SÜR 150 KG					
SIZE / ÖLÇÜLER	WIDTH / GENİŞLİK				
HEIGHT / YÜKSEKLİK	600-850	851-1100	1001-1350	1351-1600	1601-1850
895-1200	09-5014	09-5015	09-5016	09-5017	---
1200-2400	09-5018	09-5019	09-5020	09-5021	---

ALUMINIUM PARALLEL SLIDE & TILT 200 KG ALÜMİNYUM PARALEL ÇEK SÜR 200 KG					
SIZE / ÖLÇÜLER	WIDTH / GENİŞLİK				
HEIGHT / YÜKSEKLİK	600-850	851-1100	1001-1350	1351-1600	1601-1850
895-1200	09-5022	09-5023	09-5024	09-5025	09-5026
1200-2400	09-5027	09-5028	09-5029	09-5030	09-5031

ALUMINIUM FOLDING DOOR 80 KG / ALÜMİNYUM KATLANIR KAPI 80 KG			
	ŞEMA	RAY	KOD
3 Kanat (2 Kanat Bir Yöne - 1 Kanat Ayr)	321	3 mt	09-5051
3 Kanat (Tek Yöne Toplanır)	330	3 mt	09-5052
4 Kanat (3 Kanat Bir Yöne - 1 Kanat Ayr)	431	4 mt	09-5053
5 Kanat (4 Kanat Bir Yöne - 1 Kanat Ayr Yöne)	541	5 mt	09-5054
5 Kanat (3 Kanat Bir Yöne - 2 Kanat Ayr Yöne)	532	5 mt	09-5055
5 Kanat (Tek Yöne Toplanır)	550	5 mt	09-5056
6 Kanat (3 Kanat Bir Yöne - 3 Kanat Ayr Yöne)	633	6.7 mt	09-5057
6 Kanat (5 Kanat Bir Yöne - 1 Kanat Ayr Yöne)	651	6.7 mt	09-5058
7 Kanat (4 Kanat Bir Yöne - 3 Kanat Ayr Yöne)	743	6.7 mt	09-5059
7 Kanat (6 Kanat Bir Yöne - 1 Kanat Ayr)	761	6.7 mt	09-5060
7 Kanat (Tek Yöne Toplanır)	770	6.7 mt	09-5061

**ISO 9001 SERTİFİKASI**



**QUALICOAT SERTİFİKASI**



**QUALANOD SERTİFİKASI**



**IATF 16949 SERTİFİKASI**



**TSE HASSAS PROFİLLER BELGESİ**



**TSE YÜZEY İŞLEM BELGESİ**



**TSE İMALATI YETERLİLİK BELGESİ**



**ISO 14001**



**OHSAS 18001 BELGESİ**




**FABRİKA ÜRETİM UYGUNLUK**



**CE BELGESİ**



**GOST-R SERTİFİKASI**



# ALCAS®

ALUMINIUM PROFILE SYSTEMS

444 36 44

alcas@alcas.com.tr

www.alcas.com.tr

Kaya Milenium Plaza Kat 7 No:139 Beykent / İstanbul +90212 871 1771

Velimeşe Islah OSB 129.Sok.11/1 Ergene / Tekirdağ +90282 674 5175

alcasmetal

alcasaluminyum

alcasmetal

alcasmetal

alcasmetal



All designs, profiles and accessories listed in this catalog are © copyrighted and ® registered products. May not be copied, altered or posted online by any means.  
Bu katalogta yer alan tasarımlar, profiller ve aksesuarlar tescilli ve patentli ürünlerimizdir. Hiçbir şekilde kopyalanamaz ve taktit edilemez.

Dünyanın yeni profil sistemi

